

Throttle One

Special
Announcement
for Black Friday



November 22, 2022



IC Strategy Review

(from Nov. 15)

I.C. Strategy Review






Observations:

Equity Strategies are performing well.

- Option Income – Steady Gains
- RT Nasdaq – Steady Gains
- Dynamic Equities – Positive after 4 weeks of market state changes.

Futures Strategies are mixed.

- CL Crude Oil – Market has changed personality.
- NG Natural Gas – Consistently Volatile but Performing.

TRADE LEADER		
Restore hidden strategies		
Strategy	Today P/L Change %	All Time Change %
 Dynamic Equities	+\$807 +2.7%	+\$923 +3.1%
 IC CL All Sessions	(\$477) -0.2%	+\$12,526 +6.3%
 IC NG Futures	+\$38	+\$4,554 +4.6%
 IC Option Income	(\$99) -0.3%	+\$6,183 +20.3%
 IC RT Nasdaq	+\$440 +1.2%	+\$1,624 +4.6%

Today's Snapshot

Current Strategy Focus

1. Futures Strategies

- Crude Oil: Rework to trade 1 Contract. Less Volatility & Less Risk

2. Equities Strategies

- RT Nasdaq: Ongoing improvements being made to RTQ, which will replace it.
- Dynamic Equities: Testing a New Strategy approach that trades Daily.



Dynamic Equities

Improvements to Dynamic Equities

We are:

1. Reviewing trades every morning to keep it from making obvious mistakes.*
2. Working on a better Strategy that can enter positions during the week.
3. Running Technical Analysis on the Inverse ETFs to identify those that are “bullish” in the Bearish Market State.



* In the Bearish Zone Wednesday, DE was ready to trade Inverse ETF Trades, which we cancelled before the Open.

Current Strategy Focus

1. Futures Strategies

- Crude Oil: Rework to trade 1 Contract. Less Volatility & Less Risk

2. Equities Strategies

- RT Nasdaq: Ongoing improvements being made to RTQ, which will replace it.
- Dynamic Equities: Testing a New Strategy approach that trades Daily.

3. Throttle One:

- Mission: Deploy a Strategy that exhibits Highly Accurate, Leveraged Trading



Dynamic Equities

Trade Throttle

New Discovery last week –
Trend Break Indicator, identifies
Launch Stocks.

Using this indicator and a few
others appears to give us what
we have been looking for...





Throttle One

The Throttle Challenge

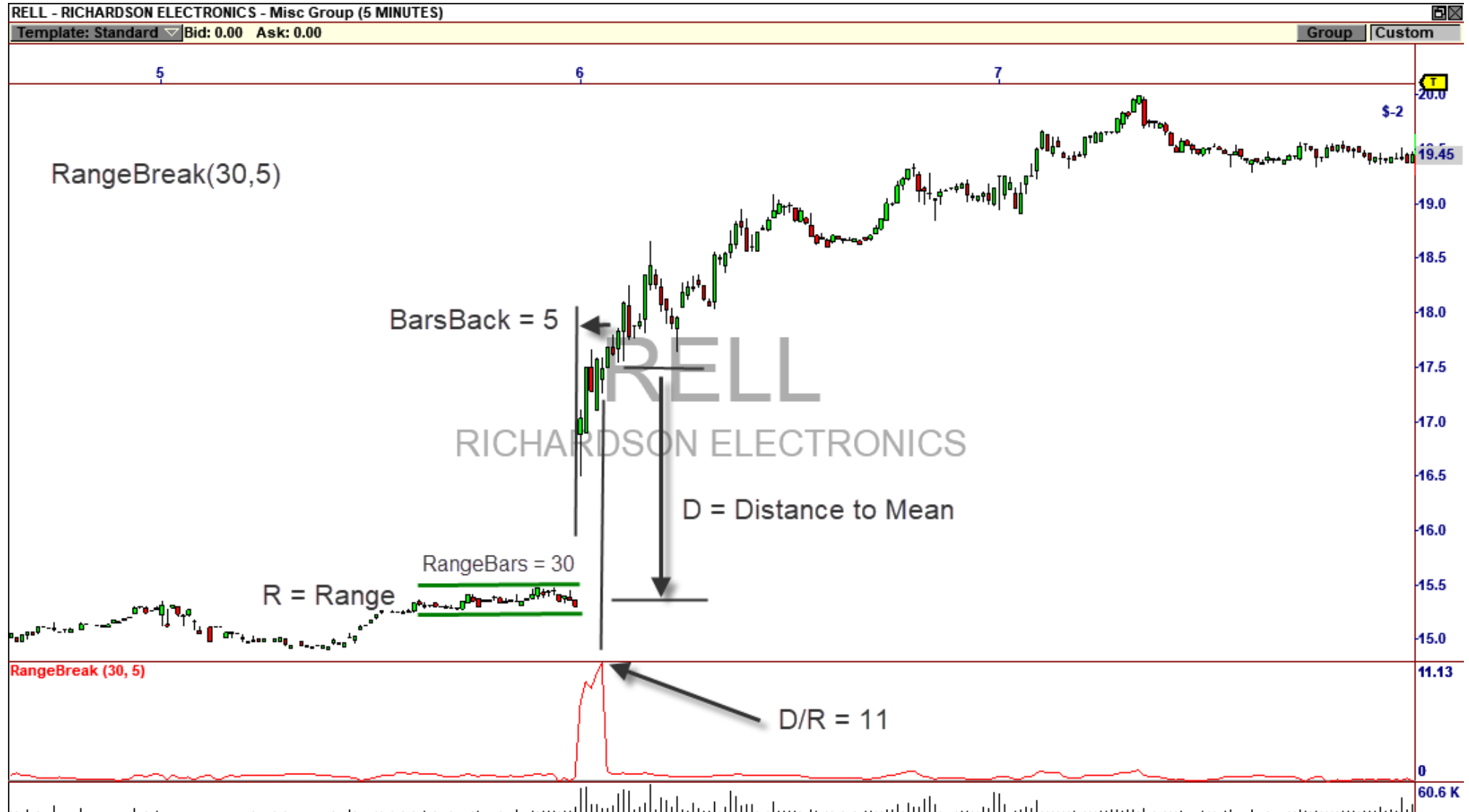
In videos and posts, we have discussed the challenges of:

- Avoiding the false breakouts.
- The problem of Opening Gaps.
- Capturing Most of the Move

We need a Confirming Indicator that solves these challenges.



Solution Part A: Range Break Indicator



Solution Part B: Gap Elimination

By “Sewing” the chart together at the Open, the Analysis is blind to the Gaps, which is a huge help.

This means it can trade both IN THE DIRECTION of the Gap and also COUNTER to any Opening Gap – if the market is moving in that direction.



The Right Combination

The New Throttle One Setup:

- Finds Solid, Confirmed Breakouts
- Effectively Trades the Opening Gaps
- Leverages the TB() Indicator for Confirmation
- Uses the Leading Indicator for Market Consensus.

Now working to deploy;
Members will be notified.





**Black Friday
Special Announcement
for Inner Circle Members**

Give the Gift of The Inner Circle

This week, we are opening new **Associate Seats** in The Inner Circle.

- Just \$5,000 per Seat with all the same rights as a licensed Member.
- Only Current Members can participate.
- Opening 10 Seats through Black Friday.

www.nirvanasystems.com/inner-circle

Click “Associate Member Purchase”



An Associate Member Certificate will be mailed to the sponsoring Member in a gift envelope.

Throttle One

Special
Announcement
for Black Friday



November 22, 2022