

Nirvana's

SNAPAnalyzer

New Add-On For OmniTrader 2014

**Capture Quick Profits with
Powerful Snapback Trades!**

**Get OmniTrader 2014
with the New SnapAnalyzer
and **Save Over \$100!****

See special offer, page 7...

SNAP!

"OmniTrader 2014 is an excellent upgrade with Heikin-Ashi charts and EZ Trade."

— Carl C.

The New SnapAnalyzer



A Powerful New Tool for *OmniTrader 2014*

Reviews on the NEW OmniTrader 2014 are starting to come in! Users are really enjoying all the features of the new product, and have already started engaging the markets with it. And now – hot off the press – I am pleased to announce the availability of a new tool that works with the upgrade – the SnapAnalyzer.

Snap Analyzer and Chart Tabs

The SnapAnalyzer is our first add-on that takes advantage of OmniTrader 2014's new tabbed interface. Its graphical dashboard shows you which trades have the greatest "Snap" potential by identifying the key characteristics of the best snapback trades: sharp pullbacks within a strong trending market.

If you want to identify those symbols that are posed for huge moves, you're going to really like the SnapAnalyzer! Read about it over the following pages.

The SnapAnalyzer is just one of the tools that take advantage of the new chart tabs in OmniTrader 2014. Additional tabs provide key information to traders. Now you can review key fundamentals, news, and research on any symbol that you are considering trading. Users are finding the Zacks fundamentals (new in OmniTrader 2014) to be especially helpful. AND, our charts now show Days to Earnings Reports, thanks to Zacks!

But that's just the beginning. This new OmniTrader has more trading features than any upgrade we have ever released, with some key analysis features that make finding the best trades easier than ever before.

"Heikin-Ashi Charts" are a Hit!

OmniTrader 2014 comes with a brand new chart type called Heikin-Ashi. Folks, I LOVE these charts and I'm not alone. They're getting a very positive response from our customer base as they use it in the current market to trade prevailing trends. You simply have to try Heikin-Ashi charts and see for yourself how much clearer and simpler your trading will become.

New, Powerful and Super-Fast Analysis Tools

We also have new analysis tools! For the first time, customers who are working with Real Time Strategies can test their Strategies over large amounts of data over many symbols, by using Real Time bars in End of Day profiles. We also discovered ways to make OmniTrader's analysis faster – this version is about 2x as fast as OmniTrader 2013.

Signals from our Servers – FREE!

And last but certainly not least, you now see Signals on all your Plug-Ins across the ENTIRE market. Set up multiple columns with the Signals and this new feature makes it super easy to find symbols that have multiple Signals firing on any given day – a fabulous confirming tool.

Like I say, there's a LOT to like about OmniTrader 2014! Users we have quoted in this mailer are right – this IS one of our best upgrades ever!

In this special promotion, you can get the upgrade along with the new SnapAnalyzer for a deeply discounted bundled price. I know you are going to want OmniTrader 2014 helping you engage the market. This is what powerful trading software looks like.

Sincerely,

A handwritten signature in black ink that reads "Ed Downs".

Ed Downs
CEO and Founder
Nirvana Systems, Inc.

"This is one the very best upgrades over the past few years. The addition of a great selection of easy to access fundamentals is one of the most important features. From early testing, Zacks daily trade recommendations appear to be very good."

– Robert L.

Making Profits is a Snap!

with the SnapAnalyzer!



Find the Most Explosive Moves with the NEW SnapAnalyzer!



All markets provide opportunities like those shown in the charts above – overextended points that invite buyers to enter the market at a temporary reduction in price.

We have many Strategies that find these kinds of trades, like T3, VBX-3, Swing-13, and RTM7 to name a few. But what we HAVEN'T had up to now is a way to rank, sort and evaluate these opportunities in addition to the Buy or Sell Signal.

Now, you can add a Snap column to your Focus List and instantly identify the symbols with the greatest Snap potential. Just sort the list to find the best candidates, open the chart, and review the SnapAnalyzer display (see next page for example).

Even if you don't own any of these Plug-In Strategies, you can use the Snap Potential Indicator to quickly go through any Focus List and find those symbols that have the highest Snap Potential. Trading these candidates End of Day with Market on Open orders can be very profitable.

Included in the Package

For a Limited Time, you can get OmniTrader 2014 with the Snap Analyzer for one low price.

See page 7 for details!

The Snap Analyzer, *Makes it Easy...*

Finding “Spring-Loaded” Trades

The secret to finding explosive moves is to find sharp pullbacks within strong-trending markets. In other words, you want to find conditions where the market is “spring loaded” in your favor. That’s what SnapAnalyzer does.

Measuring Pullbacks

The SnapAnalyzer uses proprietary measurements to gauge the Snap Potential of any chart. This measurement shows how stretched the chart is, which has a strong correlation with the likelihood and size of the snapback.

The SnapAnalyzer also uses an internal automatic testing feature that helps you see how well this particular stock has reacted to similar snapback setups in the historical data.

Measuring Strength

The second component to a good snap trade is the underlying long term strength of the stock. Our three strength measurements give you the whole story on the current symbol. The Long Term Strength shows you the current trend/bias for the symbol you are viewing.

Similarly, Group Strength and Market Strength help you further confirm the trades. When the market is strong you have a rising tide, yielding higher probabilities for success. Similarly, the Group Strength measurement helps you identify when this type of setup is occurring.

1. Add the Snap Indicator to the Focus List and Sort on that Column.

2. Click any candidate.

3. Review Snap Potential on the Snap tab.

4. Trade the Candidate to Capture the “Snap” move.



EQT was showing a strong bullish snap potential on 4/3/2013 as the stock pulled back sharply. The high Long Term Strength rating for this stock, combined with above average Market and Group Strengths indicate a great snap Candidate. Over the next week, EQT rocketed up 5% as the “spring” snapped back into place.

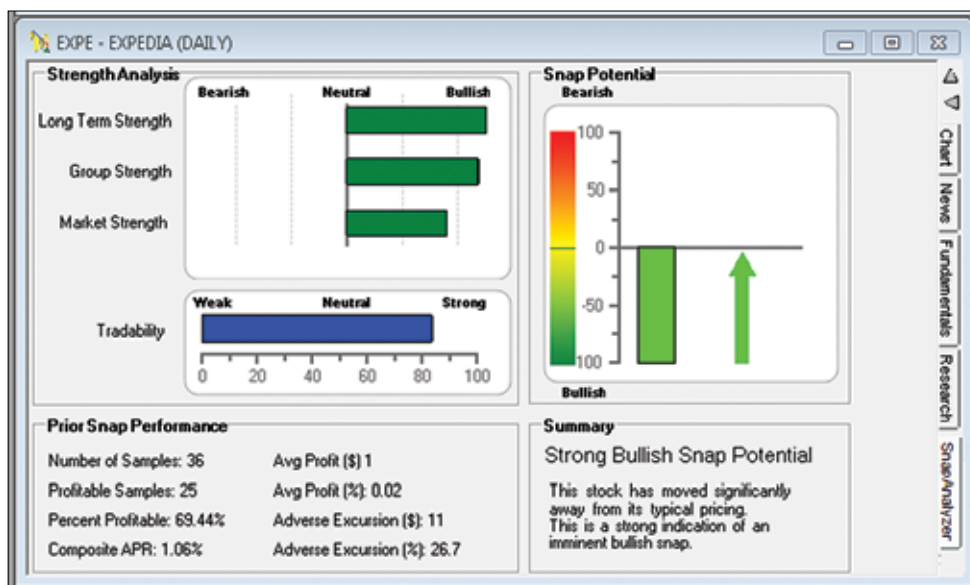


To Find and Trade the Best “Snap” Candidates

The Tradeability Measurement

Another key factor is the “tradeability” of the underlying chart. A stock making a big move does a trader no good, if the trader can’t actually manage the trade.

The Tradeability measurement helps identify stocks which move in an orderly fashion from lows to highs. This helps avoid overly volatile symbols so you can focus on charts which have the inherent “smoothness” characteristic all professional traders look for.



“It’s a Snap to use!” A **Strength Analysis** tells us when Symbol, Group and Market are Bullish. **Snap potential** shows us how likely a Snap Move is to occur, and **Prior Snap Performance** shows us how this specific setup has worked over the entire range of loaded data on this symbol.

Proof: Using SNAP yields higher profits

The Snap Potential Indicator can be added to the Focus List to find the BEST Snap trades. It can also be added to existing Strategies to improve them.

To the right are some statistics we just ran showing the effect of adding the Snap Indicator as a Filter to RTM7, VBX-3 and Swing-13, our best “Reversion to Mean” Strategies.

In each case, Hit Rate (Accuracy) was dramatically improved and Profit per Trade was also improved – in some cases DOUBLING the value!

These results prove without question that using this indicator to sort or “qualify” the Signals from these Strategies is going to lead to more profitable trades. SnapAnalyzer is definitely worth the price!

VBX-3	HR	PPT
(NO FILTER)	67.30%	0.49%
Low Snap Filter	68.49%	0.52%
Medium Filter	70.86%	0.75%
High Snap Filter	67.19%	0.69%
Very High Filter	71.05%	0.95%

Swing-13	HR	PPT
(NO FILTER)	67.81%	0.97%
Low Snap Filter	69.48%	1.22%
Medium Filter	72.49%	1.33%
High Snap Filter	74.36%	1.56%

T3-S3	HR	PPT
(NO FILTER)	68.05%	0.46%
Low Snap Filter	69.53%	0.49%
Medium Filter	70.14%	0.50%
High Snap Filter	75.00%	0.77%

OmniTrader 2014

Better Information

News

Get the latest news for each stock that you chart in OmniTrader 2014. Know exactly what news stories are driving the market with our automatically updating news.

Fundamentals

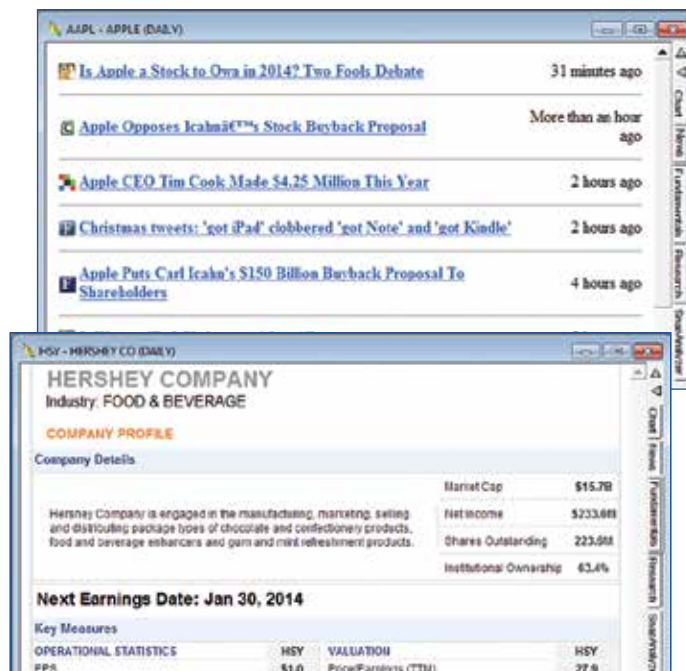
Fundamental data is a click away to help you make better trading decisions. The new Fundamentals Tab gives you important information such as earnings per share, price to earnings, dividend yield and more!

Research

OmniTrader 2014's Research Tab provides you with links to the most popular financial websites. Each link is configured to deliver you detailed information on the charted stock.

Earnings

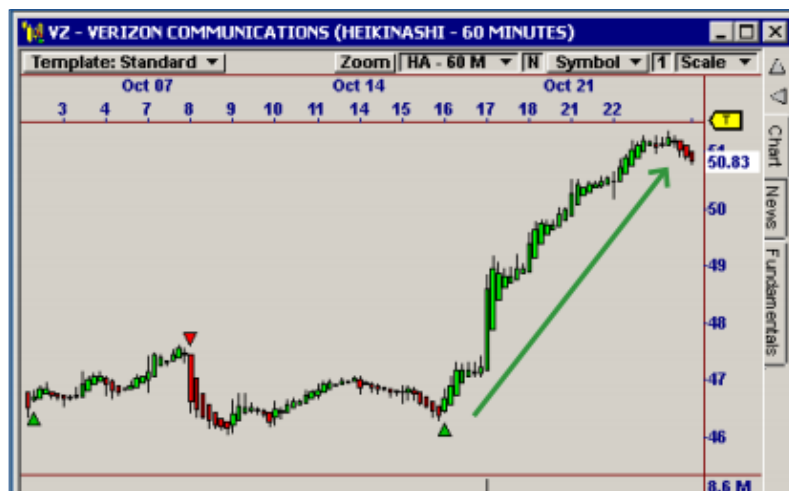
OmniTrader 2014 owners can instantly see if an earnings announcement is coming in the near future. This powerful feature can help you avoid the "surprises" that the earnings season can create.



Better Charts

See the Trend with Perfect Clarity with Heikin-Ashi Charts

Heikin-Ashi charts are sometimes referred to as "the perfect candlestick", because they drastically reduce the noise inherent in basic Candlestick charts while still giving an accurate view of price movement. This results in an improvement to every aspect of technical analysis, including visual trading decisions and strategy analysis.



Better Analysis

Get All the Signals from All your Trading Strategies INSTANTLY

We are running all of our EOD Trading Strategies on powerful servers and delivering the signals directly to OmniTrader 2014. You have instant access to the signals from the strategies you own, and when you purchase the OT 2014 Upgrade Package we will give you the ability to see the signals from ALL of our strategies for one month.

....Better Trades!

"For me, this is still the best analysis software on the market. Perfect research tools, good functionality to control your open position risk and automate your trading."

— Marc B.

Special Offer for OmniTrader Owners

Save \$149 when you purchase SnapAnalyzer with the OT 2014 Upgrade!

<i>OmniTrader 2014 Upgrade</i>	\$199
<i>SnapAnalyzer</i>	\$199
TOTAL VALUE	\$398
SPECIAL OFFER! BOTH FOR	\$249

**ONLY
\$249**

**Order by January 24th
and SAVE \$149!**

Here's What Users Said in a Recent Survey About the OmniTrader 2014 Upgrade:

"OmniTrader 2014 works flawlessly. I left in 2012 and went to Metastock. It is amazing how much more integration OmniTrader has than the Metastock product. I didn't really appreciate its elegance until I came back. Glad I did!"

- John W.

"OT 2014 is surprisingly inexpensive for such a great tool. OT 2014 is radical step along Nirvana's continuous growth. The simplicity of this upgrade fits my needs exactly."

- Mark V.

"OmniTrader 2014 is an excellent upgrade with Heikin-Ashi charts and EZ trade, exceptional support from the tech support team as they are always there to help me with their exceptional talent – the best technical support team I have ever encountered compared to other trading software companies."

- Jim M.

Order Online: **www.omnitrader.com/OTSnap**
Call: **1-800-880-0338**

30-DAY MONEY BACK GUARANTEE: Our software is backed by our unconditional Money Back Guarantee. If for any reason you are not fully satisfied, you may return the plug-in, within 30 days of purchase, for a 100% refund, less shipping and handling. Texas residents add 8.25% sales tax.



7000 N. MoPac, Suite 425
Austin, Texas 78731 USA
Toll Free 1. 800. 880. 0338

www.nirvanasystems.com

PRESORTED
FIRST CLASS MAIL
U.S. POSTAGE
PAID
AUSTIN, TX
PERMIT #1546

The advertisement features a background image of a financial candlestick chart with yellow bars on a dark blue background. The chart shows an upward trend with some volatility. In the lower right, a yellow starburst contains the word "SNAP!".

Nirvana's
***SNAP*Analyzer**

**Find the Most Explosive Moves
with the NEW SnapAnalyzer**

Order Online: www.omnitrader.com/OTSnap