

Nirvana's

ProfitBands

***Uncover Hidden Profits
with VWAP Bands!***



Trade Like the Pros
with TRADE MASTER Series Training p.8-10

Uncover Hidden Profits



Ed Downs
CEO and Founder,
Nirvana Systems, Inc.

ProfitBands is a powerful plug-in that can revolutionize the way you approach and trade the market. The reason we believe so strongly in this plug-in is because it is based on the Volume-Weighted Average Price (VWAP) indicator, which holds major significance among professional traders.

If you are not familiar with VWAP, you should be! This indicator has been used as an important benchmark by professionals and institutions for decades. The Pros use VWAP to identify value opportunities and base major trading decisions off this level. In addition, a high percentage of trading algorithms incorporate VWAP into their trading logic, making it one of the most relied-upon indicators among professional and institutional traders.

In true Nirvana fashion, we are Redefining Extraordinary by offering an entire plug-in that revolves around VWAP and standard deviation bands. In essence, we've developed bands around the VWAP indicator that allow you to SEE overvalued and under-valued price levels unlike any other indicator on the market!

The VWAP Bands indicator will help you uncover hidden profits that simply cannot be seen without it, which makes the ProfitBands Plug-in a "game changer"!

ProfitBands are the tool of choice in our Trading Lab. Every market day, our lab uses these remarkable price levels to find great trading opportunities. With your purchase of ProfitBands, you will also receive a free month access to the Trading Lab. Watch our team apply ProfitBands in the market and ask any questions you may have on trading with ProfitBands.

We're also including our highly acclaimed Trade Master Series education with this plug-in. This series includes two dynamic presentations on CD (*Taking Flight with ProfitBands* and *Mastering ProfitBands*). We've received 5-STAR feedback on our Trade Master Series education, and we're excited to bring it to you once again! Couple these seminars with the Trading Lab and you'll be armed with the knowledge AND tools to succeed in any market.

ProfitBands is a blockbuster plug-in that you absolutely NEED in your trading arsenal. It's time to revolutionize the way you trade!

Sincerely,

A handwritten signature in cursive script that reads "Ed Downs".

Ed Downs
CEO and Founder,
Nirvana Systems, Inc.



REDEFINING Extraordinary



Professionals rely on two important factors when making trading decisions—Price and Volume. These two elements tell you everything you need to know about price and where it may be headed. So it makes sense that we would develop a POWERFUL plug-in that is based solely on price and volume.

Introducing ProfitBands, an exciting plug-in that redefines extraordinary!

This plug-in revolves around the well-known, but not easily accessible, Volume-Weighted Average Price (VWAP) indicator. This indicator has been used as a major benchmark by professionals and institutions for decades, and is used as a major input for a high percentage of trading algorithms. Essentially, the Pros use VWAP to identify value opportunities.

Make Money Like the Pros

The crown jewel of the ProfitBands plug-in is the VWAP Bands indicator. This indicator reveals hidden support and resistance bands that are based off the standard VWAP indicator. While professionals use an experienced eye to judge value opportunities in relation to VWAP, these bands allow even the most novice traders to identify undervalued and overvalued price zones with the best of them!

While the bands help you to easily identify value situations, we've also created powerful strategies that will help guide you to trading success. And we're including trade plans that give you a versatile approach to trade management. ProfitBands is the trading dynamo that will help revolutionize the way you trade!



VWAP Bands help you uncover hidden areas of support and resistance in any chart.

Tools for Empowerment

The VWAP indicator offers a true edge in trading, but we've kicked it up a notch (or three!) by developing a whole suite of indicators, systems, and stops that will help you take advantage of this powerful indicator.

Pushing the envelope even further, we've also created built-in multiple timeframe capabilities and VWAP pivot points that give you a unique edge for trading ANY instrument in ANY timeframe.

These tools offer an incredible way to find and trade the most actionable price zones in any chart.

TRADE MASTER Series Education

Our highly-acclaimed Trade Masters Series education is back! We're pulling out all the stops to get you ready to begin making money with ProfitBands!

- **Disk 1** Taking Flight with ProfitBands
- **Disk 2** Mastering ProfitBands
- **One Month** of Trading Lab Access

ProfitBands Tools of the Trade

Uncovering Hidden Profits

Savvy traders know that VWAP is a “must have” indicator. However, it takes an experienced trader to understand when price is overbought or oversold in relation to VWAP. This skill is essential to finding and trading the best opportunities.

The beauty of the bands is that they reveal hidden areas of support and resistance, allowing you to SEE value opportunities like the Pros! The ability to see these hidden levels allows you to anticipate price movement at important action zones.

In essence, as price trades away from VWAP (the blue center line) the bands above and below it become targets. Likewise, as price reverses from the outer bands the probability of reaching VWAP increases significantly!

A Professional Approach

Here's how the Pros use VWAP. VWAP is often seen as the best price for any given trading day. As such, any selling pressure below VWAP is seen as a buying opportunity by professional traders. When the Pros are looking to enter the market in size, they do so BELOW VWAP.

Likewise, any price movement above VWAP is usually seen as a selling opportunity by professional traders that are looking to either take profits or establish new short positions.

Powerful and Easy to Use

We've harnessed the power of the VWAP indicator and made it easy to incorporate in your trading. The matrix (below) offers sound guidelines that professionals use when identifying trading opportunities with VWAP. Generally speaking, buying



The weekly VWAP Bands helped identify every major turning point in this chart of the E-Mini S&P 500, revealing clear areas of overbought and oversold conditions.



Price was clearly oversold in this chart of POT, and the VWAP Bands helped identify the zone where professional traders entered the market.

below VWAP (and selling above it) offers great trade location that often leads to profitable trades.

However, strong buying pressure above VWAP (or strong selling pressure below it) is an indication that market participants are seeking to push price to a new area of value. When this type of aggressive buying (or selling) occurs, it usually leads to significant moves in the market.



$$P_{VWAP} = \frac{\sum_j P_j \cdot Q_j}{\sum_j Q_j}$$

Highly Customizable!

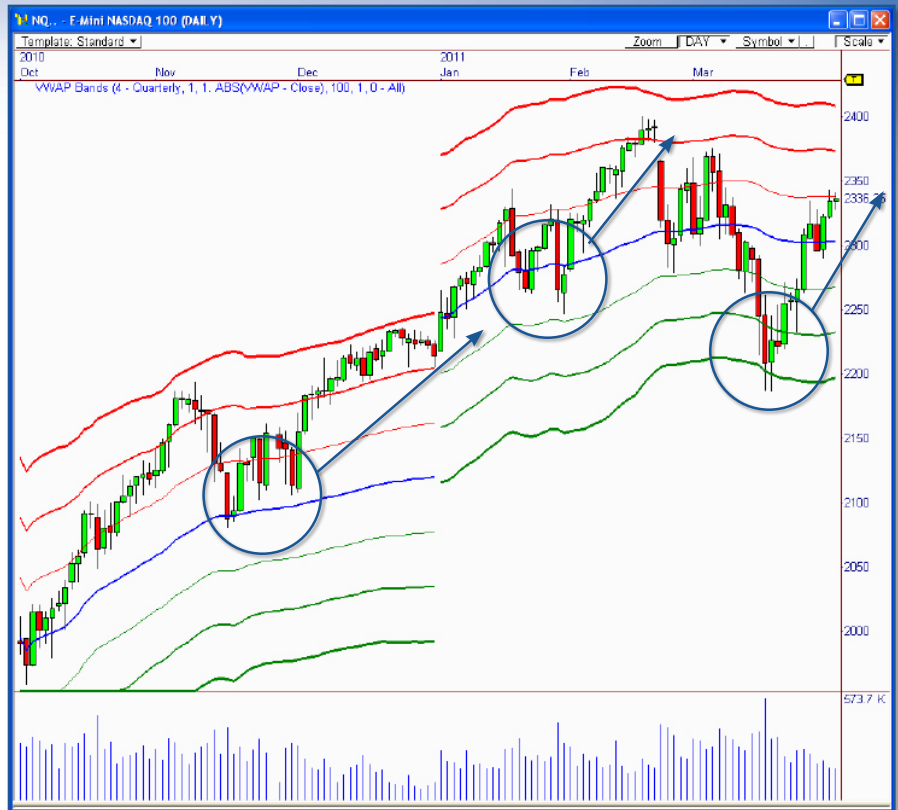
The ProfitBands plug-in is easily configurable and very flexible, which makes it perfect for any style of trading. This versatility paves the path to better signals and powerful strategies.

We've included controls for every indicator, system and stop, that allows you to adjust the deviations of the bands, plot in multiple timeframes, select from multiple band calculations and more!

VWAP in Multiple Timeframes!

The VWAP indicator is classically an intraday indicator that begins its calculation on the first print of the day and ends at the close of the session. However, we've broadened the reach of the indicator by allowing you to plot it in daily, weekly, monthly and quarterly timeframes, which makes it applicable for swing and position traders!

Including multiple timeframe analysis in your trading significantly increases your chances for success. Each timeframe is a call to action to different types of traders, and plotting and trading off multiple timeframe confluence zones allows you to pinpoint the best action areas in any chart!



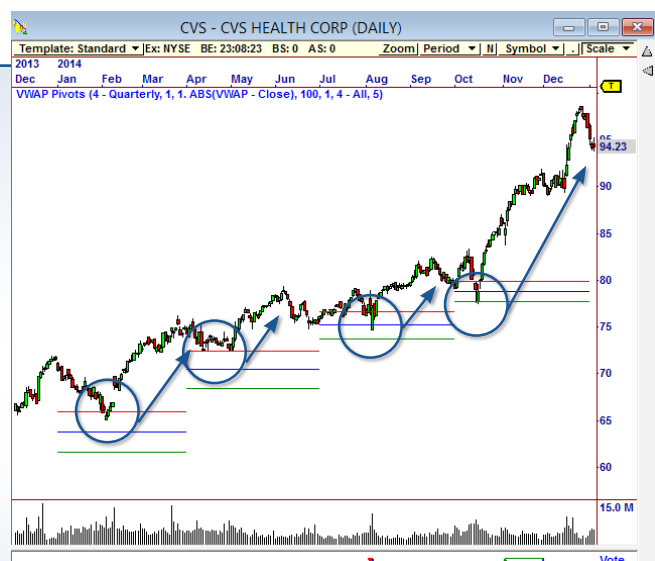
All VWAP indicators can be plotted in multiple timeframes. The quarterly VWAP Bands helped to identify the best buying opportunities in this daily chart of the E-Mini NASDAQ 100.

VWAP Pivot Points!

Since the Pros use VWAP as a key barometer of value, it makes sense to understand where the market saw value in a prior period of time, so the information can be used as guidance in the upcoming period of time. This is where VWAP Pivot Points come in handy.

The VWAP Pivot Points indicator displays important market-generated information that allows you to judge market value and overall trend direction in multiple timeframes.

This indicator allows you to plot VWAP and the first level of the bands on any chart as horizontal support/resistance lines, thus giving you a visual representation of value in your charts. VWAP Pivots are perfect for trend confirmation and generating signals in multiple timeframes.



Sizzling SIGNALS

In End-of Day and Real-Time

Accurate and Versatile

We've created a powerful suite of strategies with accuracy and versatility in mind—in both end-of-day and real-time! **The four strategies included with this plug-in offer sizzling signals right out of the box.** We've also included the ability to easily customize the strategies to best suit your trading style—with just one click!

For example, we've included two trade plans that are interchangeable with each strategy; one offers high accuracy and quick profits (VWAP ST), and the other one offers medium accuracy and bigger profits (VWAP MT). We've also included a volatility filter in each strategy that allows you to control the number of signals that are generated with just a click.

Allowing more signals to fire during smooth-moving markets, while choking off signals during volatile markets, is a "Secret of the Pros."

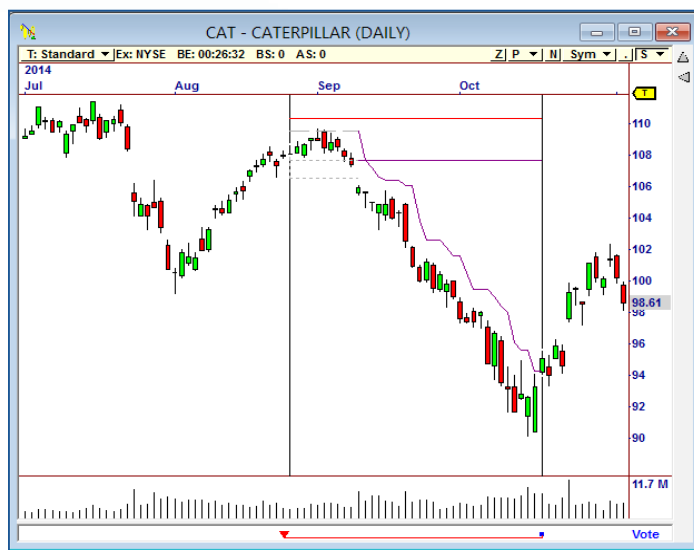
VWAP Max Reversal EOD

Markets that are oversold during bullish periods are prime buying opportunities for professionals looking for value situations. This strategy capitalizes on this tactic by firing buy and sells signals at overbought and oversold levels using the VWAP Bands indicator.

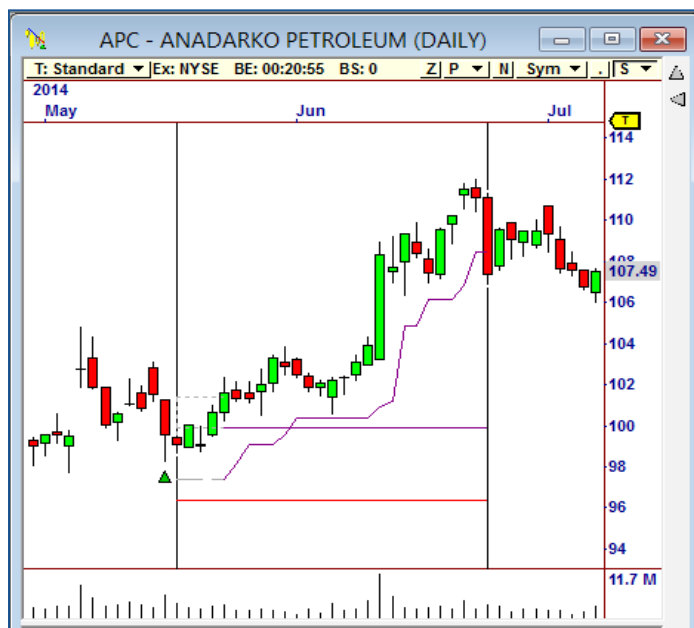
The chart of Caterpillar (upper right) shows a great example of an overbought condition during an overall bearish market that was quickly seen as a great buying opportunity by the Pros. This sell signal led to a steady gain in the weeks that followed.

VWAP Bounce EOD

This strategy uses two VWAP bounce systems to identify great entry opportunities after important VWAP levels have been crossed. In essence, a signal is fired after the market retests a VWAP level that was recently crossed, thereby providing newfound support or resistance. The resulting moves can be quite powerful, as evidenced by the chart of APC.



The VWAP Max Reversal EOD strategy helped identify the turning point in this chart of Caterpillar (CAT), which led to this fantastic short signal.



The VWAP Bounce EOD strategy fired a buy signal that led to a 8% gain in just one month!

VWAP Reversal RT

This strategy uses a variety of systems to fire reversal signals at price levels that reflect confluence. In addition, the VWAP Pivots system is used for confirmation at areas where the market has previously established value, which leads to exceptional trades.

The chart of Mosaic (right) shows a long signal that was confirmed by the weekly VWAP Pivots system, which helped pave the way to a solid intraday gain!

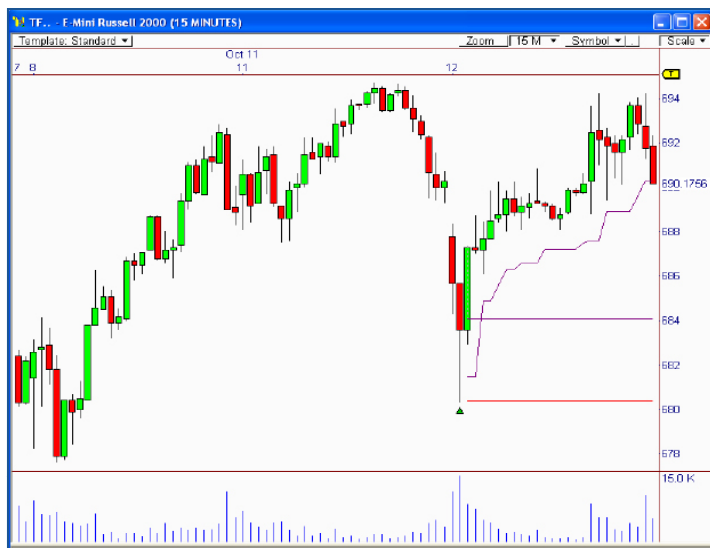
VWAP Max Reversal RT

Utilizing the concepts of confluence and multiple timeframe confirmation, the VWAP Max Reversal RT strategy fires amazing signals that consistently outperform. This strategy capitalizes on overbought and oversold price levels that also contain multiple timeframe confluence.

The chart to the right shows a great long signal in the E-Mini Russell 2000 futures contract. This signal led to a gain of over 6 points in a matter of hours, which is \$600 per contract traded!



The VWAP Reversal RT strategy fired this buy signal, which led to a nice intraday move.



Oversold conditions in bullish trends can be perfect buying opportunities, as evidenced by this buy signal in the E-Mini Russell 2000.



Contract	Symbol	Number of Trades	Hit Rate	Profit Per Trade
Dow E-Mini	YM	38	58%	0.59%
Nasdaq E-mini	NQ	39	64%	1.38%
Combined		77	61%	0.99%

Home Run E-Mini Results!

We tested the VWAP Max Reversal RT strategy on two of the most popular E-Mini futures contracts since the beginning of 2014. The strategy has performed exceptionally well over this time period, with an accuracy of more than 60%!

When traded on the 15 minute charts this strategy found some amazing intraday opportunities that led to BIG PROFITS!



TRADE MASTER

Introducing the Trade Master Series for ProfitBands—an all-inclusive educational powerhouse. This series is geared toward kick-starting your learning curve through a systematic progression that takes you to a Master level. In keeping with the prestige of the Trade Master Series, this package includes two powerful presentations on CD that will help you trade like a Pro!

TAKING FLIGHT WITH ProfitBands Mastering the Strategies

Taking Flight with ProfitBands is a powerful course that is geared toward jump-starting your knowledge of the VWAP strategies, while introducing techniques that will allow you to tailor each strategy to your trading style. In addition, you'll also learn how to incorporate VWAP Bands and VWAP Pivots into any strategy for improved results.

The ProfitBands strategies offer amazing signals based on the VWAP Bands and VWAP Pivots indicators. We'll go under the hood of these strategies so you will understand how the signals are generated, filtered, and confirmed, enabling you to trade them with confidence.

The strategies were designed with accuracy and versatility in mind. They were built for easy customization, so we'll teach you how to select interchangeable Trade Plans to arrive at results that suit your trading style. We'll also show you how to increase or decrease the number of signals that are generated using one-click filtering!

The ProfitBands plug-in offers an amazing array of powerful tools that can be used to improve any strategy. The VWAP Bands and VWAP Pivots indicators allow for a variety of techniques for generating, filtering, and confirming signals unlike any other plug-in on the market. This course will show you how to use these tools to create or improve existing strategies so you can find and trade the signals that fit your trading personality.



TAKING FLIGHT WITH ProfitBands Mastering the Strategies

- 
- Mastering the ProfitBands Strategies
 - Identifying the Perfect VWAP Signal
 - Which Indicators Provide the Best Signals
 - One-Click Strategy Customization
 - Choosing the Right Trade Management
 - Enhancing Your Strategies with VWAP

Series for ProfitBands



MASTERING ProfitBands A Professional Approach to Trading with ProfitBands

The *Mastering ProfitBands* course is packed with trading tips and techniques that are designed to take your knowledge of VWAP to a Master Level. This presentation will guide you through concepts that range from identifying value opportunities to developing a pro-style trade management approach.


Mastering ProfitBands will teach you how to use the VWAP indicators to identify value opportunities. Deciphering overbought and oversold levels is the cornerstone to profitable trading, and we'll help you understand exactly what to look for when entering and exiting trades.


We'll walk you through a professional approach to incorporate VWAP in your trading—in any market condition. We'll show you exactly which tools to use for trending and trading range markets. In addition, we'll also teach you how to incorporate multiple timeframe confirmation and confluence in your trading.

You will also learn how to use the VWAP Bands indicator to identify the best discretionary entries, in addition to using them for trade management. The flexibility of this tool is phenomenal, and we'll show you how to use it to find the best entries in varying market conditions and how to apply risk management to your trades.

Mastering ProfitBands is a Master Level course that will help revolutionize the way you approach the market.

MASTERING ProfitBands A Professional Approach

- 
- Learn the Power behind ProfitBands
 - Understand how the Pros use VWAP
 - Identifying Value and Value Opportunities
 - Using ProfitBands for Discretionary Trading
 - Learn Pro-Style Trade Management
 - Use VWAP in any Market Condition
 - Multiple Timeframe Analysis and Confluence





TRADE MASTER Series

TRADE WITH ProfitBands LIVE!

One FREE Month of Trading Lab Access

Nirvana Systems Trading Lab has been trading the market live every day for over a year now. They have consistently profited over that time, including posting a respectable profit every month. Their weapon of choice? ProfitBands!

Our trading team uses various tools to engage the market, but ProfitBands is by far their favorite. Join our seasoned traders as we show you how we analyze the early market action, find great ProfitBands trades, manage trades to their optimal outcome, and much more!

GET GREAT TRADES LIKE THIS EVERY MARKET DAY



Our Trading Lab uses ProfitBands to find hot trades like this one on Morgan Stanley Energy. The bounce off of the VWAP line produced over a half percent in profit in less than 30 minutes!



One FREE Month of Trading Lab Access Included with Your Purchase of ProfitBands

Join our trading team as they use ProfitBands in the live market. The Trading Lab is open Monday through Friday during the following hours:

8:30 – 11:00 AM CST

1:15 – 2:15 PM CST

When you purchase ProfitBands you will be provided instant access for a full month!



ProfitBands



***Uncover Hidden Profits
with VWAP Bands!***

ProfitBands Plug-in\$249 (reg. \$395)

What's Included:

- Multiple Timeframe Indicators
- VWAP Reversal & VWAP Max Reversal Systems
- Powerful Real Time and End-of-Day Strategies
- VWAP Pivot Points
- Introduction to ProfitBands Seminar
- and more!

Trade Master Series

Includes:

- Taking Flight with ProfitBands Seminar
- Mastering ProfitBands Seminar
- 1 Month Access to Nirvana's Trading Lab

**Over \$500 Value – Included FREE when you
purchase the ProfitBands Plug-in by the Deadline!**



**Uncover Hidden Profits Today with
ProfitBands and the Trade Master Series!
JUST \$249**

**Online: www.omnitrader.com/profitbands
Call toll-free: 1-800-880-0338**

*This software and EDUCATION is backed by our unconditional Money Back Guarantee. If for any reason you are not fully satisfied, you may return the software and education, within 30 days of purchase, for a 100% refund, less shipping and handling.



7000 N. MoPac, Suite 425
Austin, Texas 78731 USA
Toll Free 1. 800. 880. 0338

www.omnitrader.com

PRESORTED
FIRST CLASS MAIL
U.S. POSTAGE
PAID
AUSTIN, TX
PERMIT #1546



Nirvana's

ProfitBands

WITH
TRADE MASTER Series

Make Money Like the Pros!