

Nirvana's

MONEY ZONE 3.0

***Consistently Find The Zone
Where Money Is Made***



NEW in 3.0
The Power of Confluence

- Confluence Levels
- Multiple Timeframe Confluence
- Confluence Chart Templates

**Learn How to Make
Money Like the Pros**

**Introducing *Mastering the
Money Zone Seminar* p10**

A Quantum Leap in Technical Analysis



Ed Downs
CEO and Founder,
Nirvana Systems, Inc.

Greetings! Out of all of the plug-ins that we have released for OmniTrader and VisualTrader over the years, none is more popular with our customers than the Money Zone Module.

The Money Zone is based on the universally accepted concept known as Market Profile. It is being used by Real Time and End-of-Day traders alike to trade the most profitable levels in the market. In fact, I can't count the number of customers that have told me that *they wouldn't trade without it!*

Money Zone: The Ultimate Tool for Active Traders

Traders love the Money Zone Module because it shows the major levels where the market reacts to price. Professional traders have been using these levels to rake in huge profits in the markets, and now you can too!

Previous versions of the Money Zone Module provided you with levels based on the most recent price and volume action. These levels can be used visually for your trading, and we have also produced multiple Trading Strategies based on these levels that you can use to time your entries and exits.

But the Money Zone just got A LOT Better!

For Money Zone 3.0, we took this analysis to a new level that gives our customers an unprecedented edge. We did this by introducing Confluence Levels. These levels occur when multiple Money Zone Levels occur in close proximity to the same price.

The confluence of levels tells us that the market is monitoring that price over time. These levels can represent support or resistance, institutional buying and selling points, or simply overbought and oversold

market sentiment. When current price tests on these levels, the reaction is strong and the subsequent move provides outstanding trading opportunities.

The Money Zone Module represents a cutting-edge tool set that is only available to owners of OmniTrader and VisualTrader. We want to make sure that you can take full advantage of Money Zone's trading power, so we are including a special seminar, *Mastering the Money Zone*.

This powerful three part seminar will advance your trading regardless of your previous experience. Jeff Drake, the creator of the Money Zone, explains the concept behind the module, how these important levels can be used in your trading, and which trading strategies will give you the type of trades that you are looking for.

Part 3 of the seminar focuses on the new Confluence Levels. We will not only show you how to use the levels that we have provided, but also how to create Confluence Levels of your very own! You will receive this new seminar FREE when you purchase Money Zone 3.0 during our special offer.

Start the New Year with our Most Profitable Trading Levels Package

The Money Zone is a unique and powerful tool for trading any market in any timeframe. It is a must-have for every OmniTrader and VisualTrader owner! And of course it's backed by our no risk 30 Day Money Back Guarantee. I am proud of our team and impressed by their creativity to make such a great module for our customers. The Money Zone is a true winner!

Sincerely,

A stylized, handwritten signature of Ed Downs in dark ink.

Ed Downs
CEO and Founder,
Nirvana Systems, Inc.



Make Money Like the Pros!



Secret Levels Revealed!

The secrets of the Pros have been revealed with Nirvana's Money Zone 3.0 Module. Now you will be able to see and play the same levels that have been making Professional traders successful for years!

The concept behind the Money Zone is easy. The module uses previous trading activity to forecast hidden support and resistance levels. Once these amazing levels are plotted on your charts, you'll be able to see the underlying road map to the market that has guided professionals!

Tools of the Trade

The Money Zone Module includes a rich set of trading tools that make it easier than ever to trade successfully. The Money Zone indicators show you the exact price levels where the market is reacting. We also provide Mechanical Trading Strategies based on Money Zone Levels which tell you the best time to enter a trade and when to take profits.

NEW! Confluence Levels in ANY Timeframe

Money Zone 3.0 now includes a powerful new addition called Confluence Levels. When these levels are plotted in the chart, they identify the prices where multiple Money Zone Levels have occurred in the past, showing you the price regions most likely to elicit a reaction.

"Our New Confluence Levels may be the most profitable Trading Levels I've ever seen." - Ed Downs

You also have the ability to plot the Confluence Levels from higher timeframes, allowing you to see the levels where longer term traders, investors and institutions react.

Confluence Levels are a powerful new feature in Money Zone 3.0, making it the perfect tool to help you trade your way to profits in 2015!



Money Zone 3.0 provides you with Confluence Levels in multiple timeframes. These powerful levels show you where the market is continually reacting in both Real Time and End-of-Day trading.

The Money Zone 3.0 Module

Finding Value with the Money Zone.....	4
Stunningly Accurate Signals.....	5
See the Most Profitable Market Levels.....	6
New! Confluence Levels.....	8
Mastering the Money Zone Seminar.....	10
Special Offer.....	11

**TURN THE PAGE TO SEE THE
POWER OF THE MONEY ZONE!**

Money Zone

Tools of the Trade

Get into the Money Zone

Markets are essentially auctions. In an auction process, price moves back and forth from “overbought” to “oversold” as it establishes value. As the market turns back to the middle of this range, we can say that “price is moving back to value.” If it moves away from a range, we can say that “value is moving to a new price.”

The Money Zone finds the current Value Range, making it much easier to determine when price is moving to a new value or returning to the previously established value.

Establishing Value with the Value Line

The Value Line is the major Money Zone Level. It represents the price where most of the previous trading occurred. When this line is tested in the current market, it often acts as strong support and/or resistance.

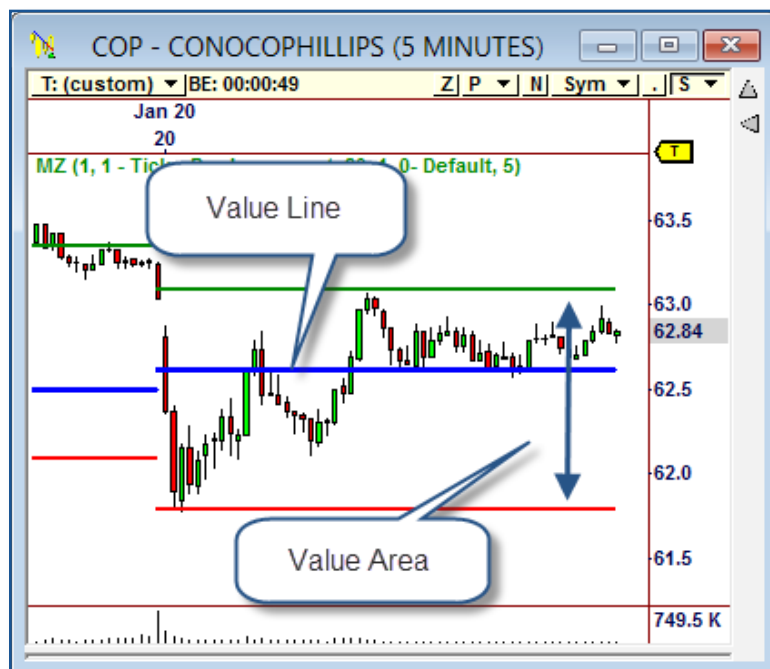
In addition to the Value Line, we also establish a Value Area, which represents the typical range for price action. This range consists of the region between the Upper and Lower Money Zone Levels which are calculated based on pricing statistics.

By seeing and understanding this data in our charts, we gain a HUGE advantage when engaging the market. The Money Zone essentially gives you a roadmap to the supply and demand situation in the chart.

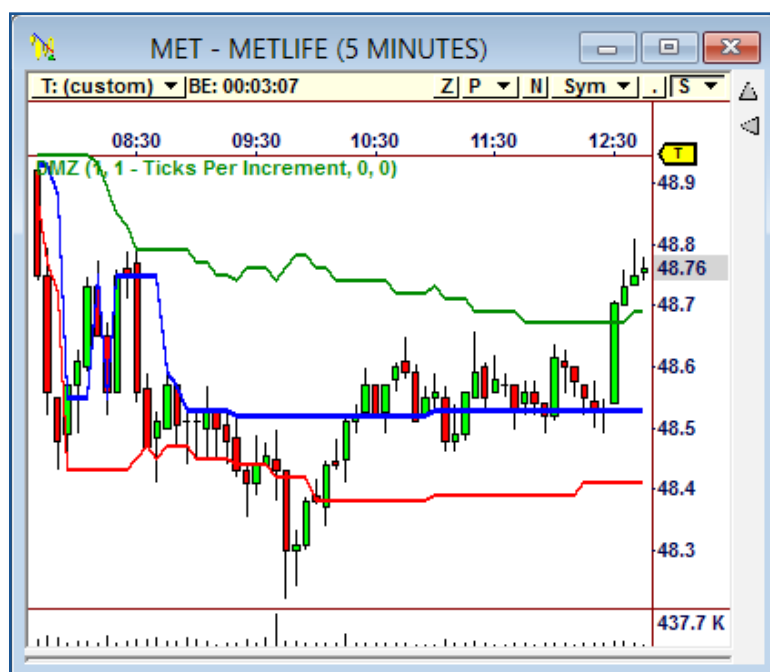
Find Actionable Levels as They Develop

The Money Zone Module also includes “developing” versions of the Money Zone Levels that are designed to help you view the most important levels in the market – AS THEY DEVELOP – in both Real Time and End-of-Day charts.

The developing indicators and systems allow you to recognize fair value, overvalued and undervalued areas BEFORE ANYONE ELSE! No other software calculates this information bar by bar, and it’s a feature that remains a favorite among Money Zone users.



The Upper Money Zone Level (green) and the Lower Money Zone Level (red) define the Value Area. The Value Line (blue) represents the price at which most of the previous session’s trading occurred.



The Developing Money Zone Levels dynamically update on a bar by bar basis, allowing you to identify undervalued and overvalued situations.

Stunningly Accurate SIGNALS in End-of-Day and Real Time

Money Zone 3.0 includes Trading Strategies that generate accurate signals for Real Time traders.

The MZ2 Reversal Strategy

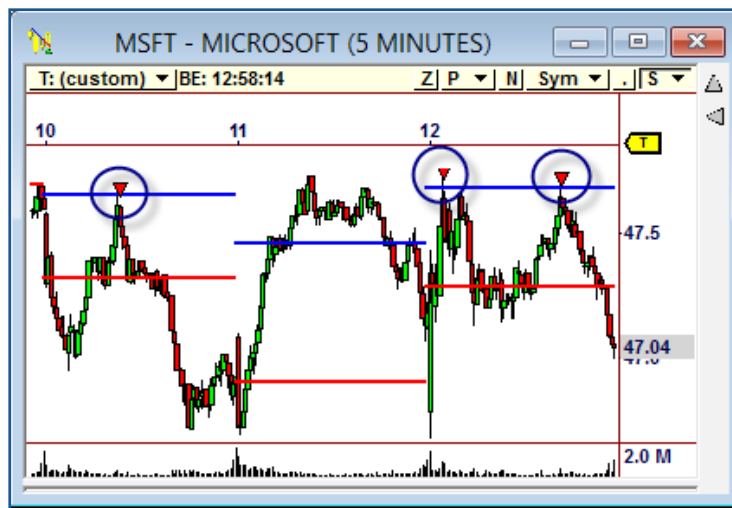
As the market looks to establish value, the MZ2 Reversal Strategy capitalizes on the price movement by trading off of the Upper and Lower Money Zone Levels. In the top chart to the right, you can see how this strategy is able to pinpoint sharp reversals and quick profits.

The MZ2 Breakout Strategy

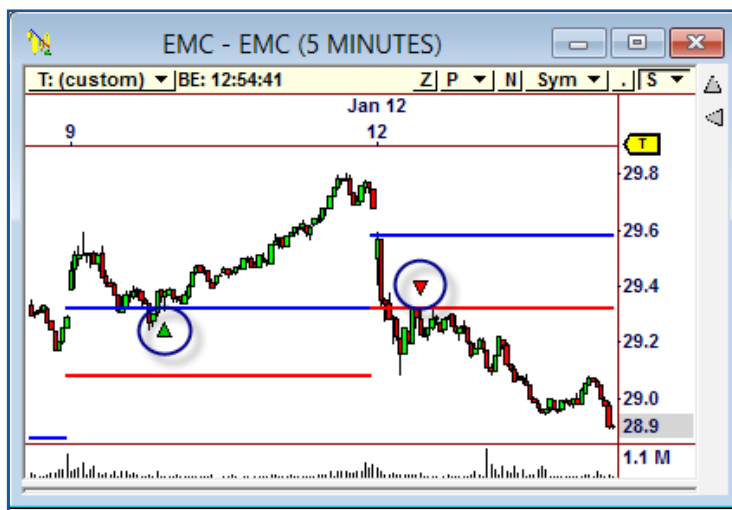
Big profits can be made when price breaks out of the Money Zone; the MZ2 Breakout Strategy takes advantage of these moves. This strategy is the most profitable of the three Real Time Strategies, as it tends to catch the huge intraday runs that occur as price attempts to find a new value zone.

The MZ2 Bounce Strategy

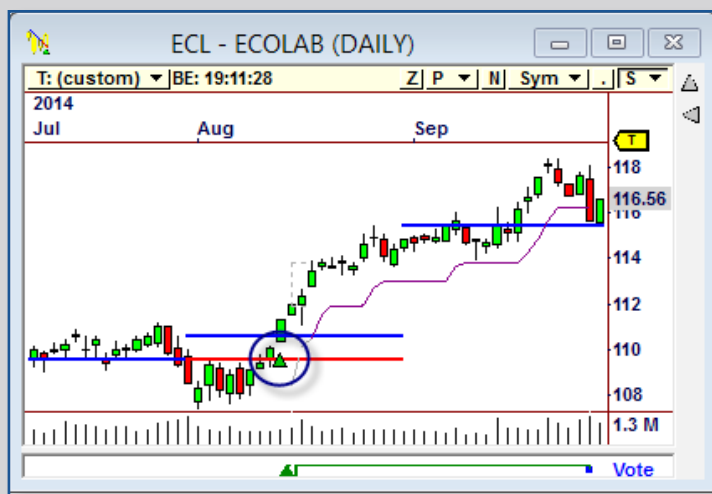
This strategy looks to identify key Money Zone levels that have already been surpassed, but will provide support or resistance if retested. When price bounces from these levels, the strategy fires a signal to capture the exceptional moves that frequently follow this powerful setup.



The MZ2 Reversal Strategy identifies three great intraday signals on Microsoft as price action sharply reacts to the Upper Money Zone Level.



The MZ2 Bounce Strategy finds two knockout trades in the 5-Minute chart of EMC Corp.



Money Zone in the Daily Charts: The MZ2 EOD Strategy

The Money Zone concept spans across timeframes, making it perfect for Day traders, Swing traders, and Position traders. The MZ2 EOD Strategy combines our best Money Zone tools to deliver an all-in-one approach to profiting with daily charts.

This strategy makes great use of both the MZ2 Breakout and MZ2 Reversal systems to produce excellent signals for the End-of-Day trader.

In the Daily chart of Ecolab (ECL), we see a typical example of a Money Zone trend trade. Using the higher timeframe Money Zone levels, this trade is able to net 5% in one month.

The **MONEY ZONE** Module

Now You Can See the Most Powerful Levels in the Chart – Only Visible with Money Zone 3.0!

Classic Money Zone Levels

Money Zone 3.0 includes all of the classic Money Zone levels such as the Value Line, Volume at Price, and the Money Zone Lines. You can use the standard levels for confirmed value based on the previous session, or the developing levels to approximate value ahead of everyone else.

NEW! Confluence Levels

When historic Money Zone Levels occur around the same price, that level represents persistent market value. When these levels come into play, the market's reaction provides explosive trading opportunities. These powerful levels are only visible to owners of Money Zone 3.0!

NEW! Multiple Timeframe Confluence

By looking at Money Zone Confluence Levels from higher timeframes, we can now identify the major reaction points of both traders AND investors. These levels are almost impossible to find with the naked eye, but Money Zone 3.0 now plots these level directly on your charts.

Whether you are trading in Real Time or after session close, Higher Timeframe Confluence gives you an edge in the markets!

Money Zone 3.0 gives you outstanding trading opportunities. Here is an example of using Money Zone 3.0 to trade AMGN.



Trading with Daily and Weekly Confluence Levels

- A** The Weekly Confluence Level provides resistance to the opening move on January 12th. Trading the quick bounce from this level catches the majority of the day's movement in just over an hour.
- B** Daily Confluence Levels show soft resistance near \$161. As the stock fades from this level, it triggers a sharp sell off.
- C** After pinballing between the Daily and Weekly Confluence Levels in the afternoon, the MZ2 Breakout Strategy fires a signal as price breaks through Daily Confluence, taking advantage of late selling pressure.

Notice how throughout the week, EVERY TIME price touches these levels, THE MARKET REACTED. That's the power of Money Zone 3.0!

Get in the Zone

ng information on a daily basis. Here's
GEN over the course of one week in January.



fluence in the 5-Minute Charts.

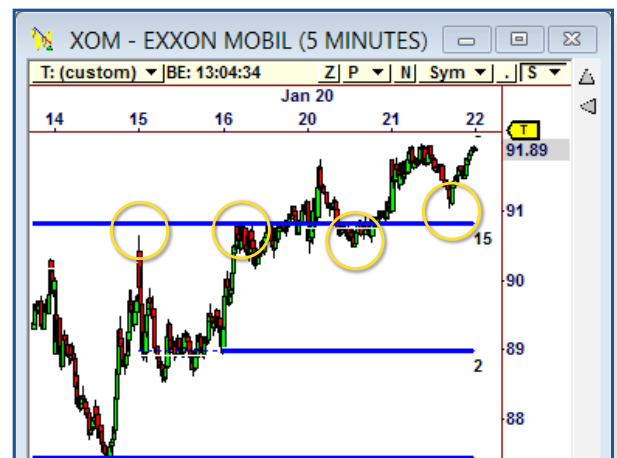
- D** An early gap up stalls right at the Weekly Confluence Level. The resulting drop lasted throughout the session.
- E** The market gains strength early, and the MZ2 Breakout Strategy fires a long signal to capture the profits off of the strong bullish sentiment.
- F** The upward trend pauses at the Daily Confluence Level, setting up the ideal situation to take profits.

ice approached one of the confluence levels,
power of the Money Zone 3.0!

NEW! MZ3 Confluence Templates

The new Confluence feature in Money Zone 3.0 is powerful, and to fully unlock that power, we are including preconfigured Confluence Templates to help you find the absolute best levels. By looking for multiple Money Zone levels being found within close proximity, our Confluence Templates show you the Confluence Levels in both the current timeframe and higher timeframes!

Read more about this exciting breakthrough on pages 8 and 9.



The MZ RT Confluence Template instantly shows the levels that trigger reactions in the chart of XOM.

Money Zone Strategies

Our strategy development team has leveraged these powerful Money Zone levels and created both Real Time and End-of-Day Trading Strategies. These strategies generate actionable signals and provide you with ways to easily profit with Money Zone.

The combination of Money Zone Strategies and Confluence Levels makes Money Zone 3.0 the most powerful level trading package available.

The Power of Confluence

Money Zone 3.0 represents a quantum leap forward in the application of Money Zone. With the new Confluence Levels, you'll know exactly where the market will react regardless of timeframe!

The Confluence Concept

Confluence occurs when multiple Money Zone Levels occur close to the same price. This tells us that the market is undoubtedly reacting to this price level – not just recently, but on several occasions in the past.

Confluence Levels identify rock solid support and resistance levels with uncanny accuracy. When these levels are touched, we often see a strong market reaction and an extended rally or selloff occurs. Real Time traders will be thrilled with how Confluence Levels can help them identify the key turning points within the session.

Because of their stability and persistence, Confluence Levels are ideal for trade entry, confirmation, and even targets.

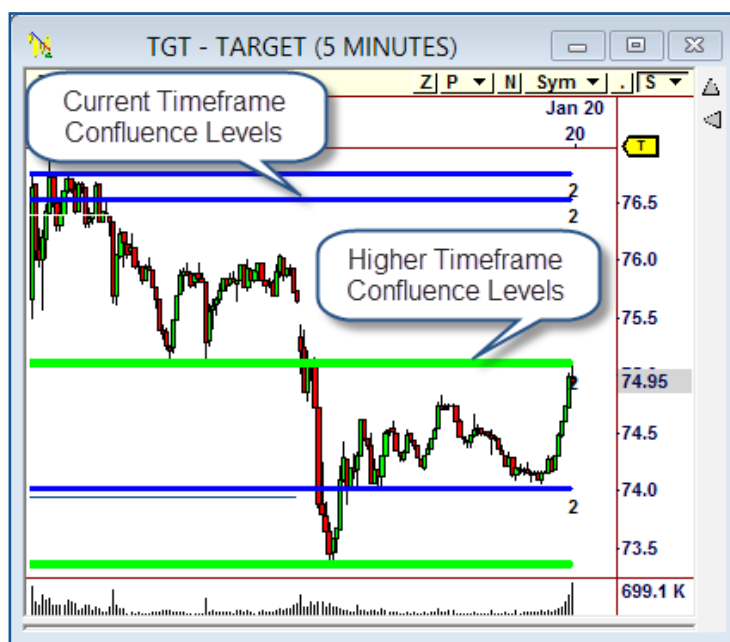
See the Most Powerful Levels in ANY Timeframe

Money Zone 3.0 provides you with the ability to see Confluence Levels from ANY timeframe on your charts. These Higher Timeframe Confluence Levels are difficult, if not impossible, to detect in lower timeframes, but they are incredibly powerful.

Higher Timeframe Money Zone Levels reflect the reactions of traders, investors AND institutions. Knowing that these levels exist will help you perfectly time your entries, confirm trades, and maximize profits.



Two Confluence Levels in the chart for Apple show their effectiveness in Real Time. Both of the levels provided support, but when broken they were also retested as resistance – and they held their ground both times!



This chart for Target shows the power of Higher Timeframe Confluence Levels. While the current timeframe levels (blue) provided support and resistance, we see sharp reactions to the higher timeframe levels (green) as well.

The World's Most Profitable Trading Levels

New Confluence Templates

Money Zone 3.0 includes three Chart Templates that are preconfigured to show you the major Money Zone Confluence Levels. The Chart Templates included in Money Zone 3.0 are:

- MZ EOD Confluence
- MZ RT Confluence
- MZ RT Higher Timeframe Confluence

These Chart Templates make it easy to turn Confluence Levels on and off as you wish. You can also create your own Money Zone Confluence Templates and we will show exactly how to do so in our seminar, *Mastering the Money Zone*, included FREE with your purchase of Money Zone 3.0 (see page 10).



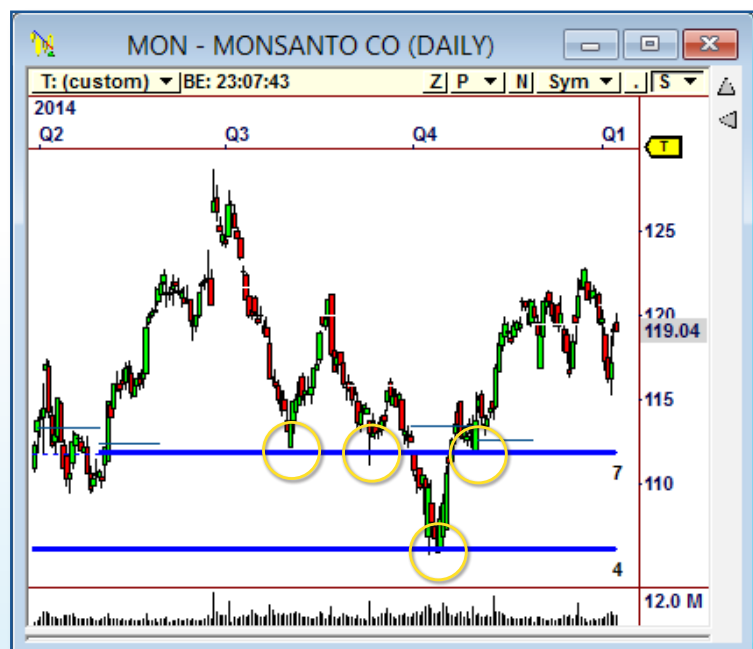
The Money Zone 3.0 Chart Templates will help you identify the key Confluence Levels in any chart, as illustrated in this chart for Emerson Electric.

Analyzing Confluence Strength

Research shows that the strongest levels form when that level is visited multiple times. This is essentially the whole idea behind confluence. To help us better understand these levels, we added a feature that rates the confluence levels by displaying the number of Money Zone levels that contributed to the confluence. This feature helps us identify the most rock solid levels in our chart.

To the right you can see two confluence levels on the chart for Monsanto, one with seven contributing levels and the lower one with four. Notice how strongly price reacts to the level with seven contributors, each time the result is instant and abrupt, regardless of whether it breaks through or bounces.

By showing us the strength of the Confluence, Money Zone Module 3.0 gives us even more confidence, as we know we have the levels the market will react to.



Confluence Levels on Monsanto. Note the sharp reactions to these levels throughout 2014 when they are tested by price. The number on the right of the levels represents how many Money Zone Levels have contributed to the confluence.

NEW SEMINAR!

Mastering the Money Zone

with Jeff Drake



Money Zone 3.0 is power-packed with trading tools to help you profit in any market. But we want to make absolutely sure that you can take full advantage of these tools, so we are including our brand new *Mastering the Money Zone* seminar with your purchase!

Jeff Drake, the creator of the Money Zone Module, has produced a three part seminar to help users of any experience level succeed with the Money Zone.

In Part 1, you will learn the basic concepts behind the Money Zone. Based off of the popular Market Profile indicator, the Money Zone improves on it by plotting the most relevant levels. Jeff will show you how you can use these levels to trade in any timeframe.

Part 2 looks at the Money Zone Trading Strategies. The module includes multiple strategies to help you profit in both End-of-Day and Real Time trading. You will see the exact setups these strategies were designed to find and how they are used to manage your Money Zone trades.

The seminar concludes with Part 3, which focuses on the new Confluence Levels. You will learn how we determine level confluence and the profit power behind this analysis. We will also cover the Chart Templates that are provided in the module, and show you how to create your own Confluence Levels.

Mastering the Money Zone provides you with a wealth of information that will have you trading like a Pro! This incredible seminar is valued at \$295, but during this special offer, you will receive it FREE when you purchase Money Zone 3.0!

Mastering the Money Zone

Part 1: Foundations of the Money Zone

- The Concept Behind the Money Zone
- Understanding the Money Zone
- Trading in the Zone
- Trading Outside the Zone
- Using Volume at Price

Part 2: Trading with the Money Zone

- The Money Zone Trading Strategies
- Trading Money Zone End-of-Day
- Trading Money Zone in Real Time

Part 3: Money Zone Confluence Levels

- The Confluence Concept
- The Power of Confluence Levels
- Higher Timeframe Confluence
- The Confluence Chart Templates
- Creating Your Own Confluence Levels





7000 N. MoPac, Suite 425
Austin, Texas 78731 USA
Toll Free 1. 800. 880. 0338

www.omnitrader.com

PRESORTED
FIRST CLASS MAIL
U.S. POSTAGE
PAID
AUSTIN, TX
PERMIT #1546

