


*Nirvana's*

# VISUAL TRADER

10.5

**Unleash Your  
Maximum Profit Potential!**




**Introducing:**

***The Secret Sauce***

**First Ever VisualTrader  
Plug-in**

## **The NEW Interactive VisualTrader Simulator**

Let us show you how to Make Money with VisualTrader  
in our INTERACTIVE Sessions with other users! See pages 12-13.



# Experience the Secret Sauce in VisualTrader 10.5



Ed Downs  
CEO and Founder,  
Nirvana Systems, Inc.

VisualTrader was born out of the desire to SEE the market. The ability to do this means a trader is never guessing about the market or how other stocks or ETFs are performing relative to the symbol he or she is about to trade. It's all right there in front of you.

Now, let's get to the point and talk about this VisualTrader 10.5 Upgrade. We actually came up with many names for it prior to publication, including the Titan of Trading Tools. Folks, we went all out on this one. We think we just turned VisualTrader into a Money-Making Machine! How's that for confident?

## The Secret Sauce for Dramatically Enhanced Trading Power

Look, in the end, it's all about how much money you can make with the software, right? We know users want a clear way to use it to make money. With VisualTrader 10.5, we think we're there.

Over the next few pages, you will read about our first Plug-in for VisualTrader – the Secret Sauce. We have leveraged all our knowledge of Technical Analysis to create a new combination of Transforms, Strategies, and Training that yields an amazingly powerful yet simple approach for taking profits out of the market. Anyone can use this.

## Interactive Training to Hone Your Skills!

We know users would prefer that we show them how to use the Secret Sauce and the many additional Power Tools in VisualTrader. So we added something to VisualTrader 10.5 that is going to empower all our users – the Interactive VisualTrader Simulator or iVTS.

Using this feature, we can host synchronized sessions in which we step forward through prior market data while users engage the market along with us. This will enable us to illustrate the most important ideas on how to make money with VisualTrader. It's like being in a Trading Lab with your peers and learning from the experience.

At the end of each session we review what worked and go over the trades of the top performing participants. Users can even run their own sessions! We are quite certain this new interactive training feature is going to empower our users to WIN with VisualTrader 10.5 and the Secret Sauce. Read all about it on page 12.

And... for those who don't have time for the interactive sessions, we've collapsed the essentials into a short course, *Trading with the Secret Sauce*. You're going to like it.

## Improved Usability

We also listened to our users. VisualTrader 10.5 has been powerfully enhanced with the best ideas from our recent user survey. With easier editing, new drawing tools, and enhanced information in the List, we've added more to this VisualTrader than any prior upgrade - see page 7 for details!

I have been personally working extensively with this software and I can tell you, this is like nothing you have ever experienced. As one of our users says, it really IS like having a license to print profits!

If you want an easy way to engage the market – software that tells you precisely where the action is PLUS the training to go with it, you owe it to yourself to get VisualTrader 10.5. Make sure you see our special offer on page 15!

Sincerely,



Ed Downs  
CEO & Founder  
Nirvana Systems, Inc.

# Unleash Your Maximum Profit Potential

We have been improving VisualTrader for over 10 years. Our goal is always to add features our users want while at the same time, innovating to make VisualTrader the best possible platform available to engage the market.

The new features in VisualTrader 10.5 will make a big difference for any VisualTrader owner. You can now see your Current Positions in the List, add Custom Indicators and move Symbols between groups – even see your OmniVest Signals in the List! And that's just for starters. Read the whole story starting on page 7.

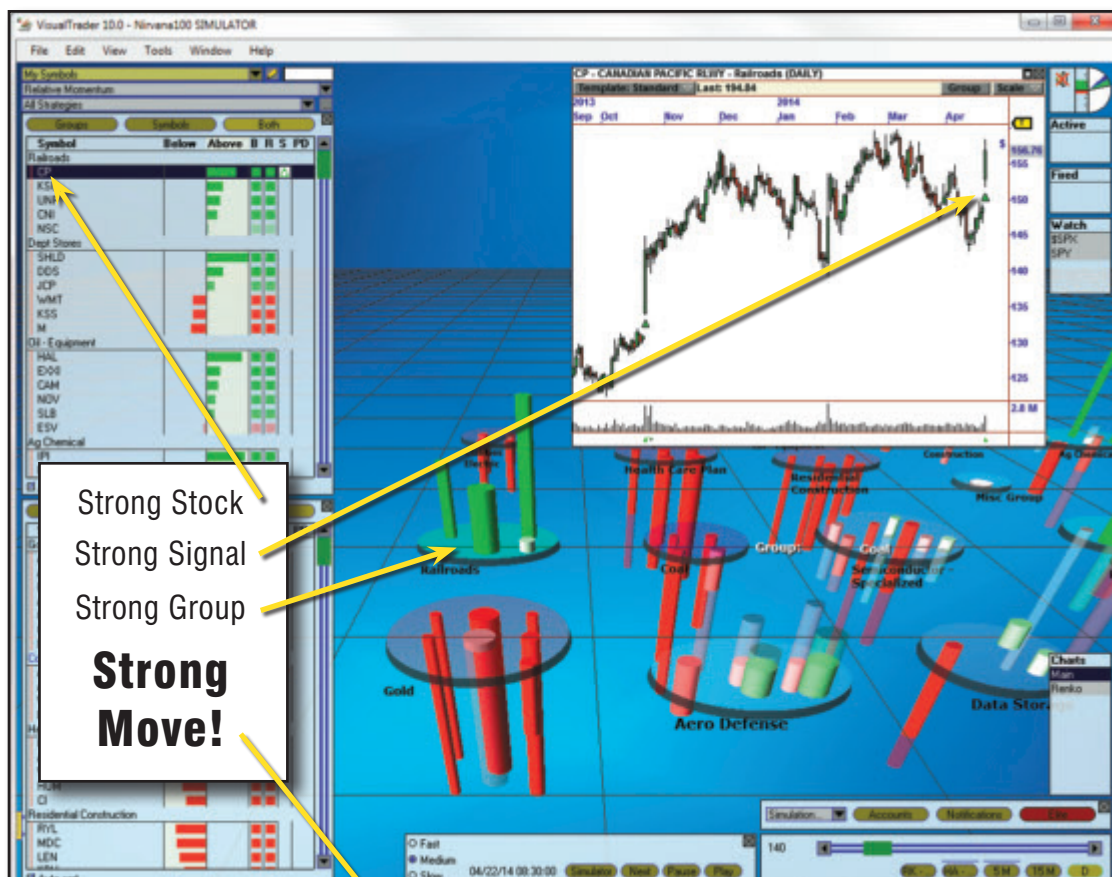
Feature improvements are important, but we know the most important thing we can do for all users is to improve profitability. To that end, we created our first Plug-in for VisualTrader – *the Secret Sauce*. We gave it that name for good reason! See the example to the right and read about the “ingredients” on page 4.

We also added an Interactive VisualTrader Simulator (iVTS) so we can SHOW our users how to make money with this powerful software, with special, extra sessions for users who own the Secret Sauce Plug-in. See page 12.

**In short, this is a MONSTER upgrade!** VisualTrader 10.5 is uniquely positioned to maximize your potential in the markets. Discover it for yourself; there simply is no program as powerful – or as profitable – as VisualTrader 10.5.

**“For me, VisualTrader has been a license to print profits, year after year.”**

—Peter Brooks



Recent example on CP from April 21, 2014.





# The “Secret Sauce” Revealed!

## A Powerful New Plug-in for VisualTrader 10.5

I can't tell you how excited we are about “the Secret Sauce.” VisualTrader is the ONLY software that makes the relationship between multiple symbols easy to understand. The Secret Sauce makes it even easier. Let's examine the ingredients of this potent trading recipe for Trading Success.

### Ingredient #1: Measure the Trend

The first key ingredient in the Secret Sauce is Primary Trend. There are many ways to detect trend, for example, price above a Moving Average. But our knowledge of how to measure trend goes far beyond Moving Averages.

For the Secret Sauce, we created a sophisticated Multi-Indicator Trend Measurement to identify those symbols that are in clear, accelerating up trends or waterfall down trends. This gives us the basis for the setups we want to trade.

### Ingredient #2: Relative Momentum Tips the Market's Hand

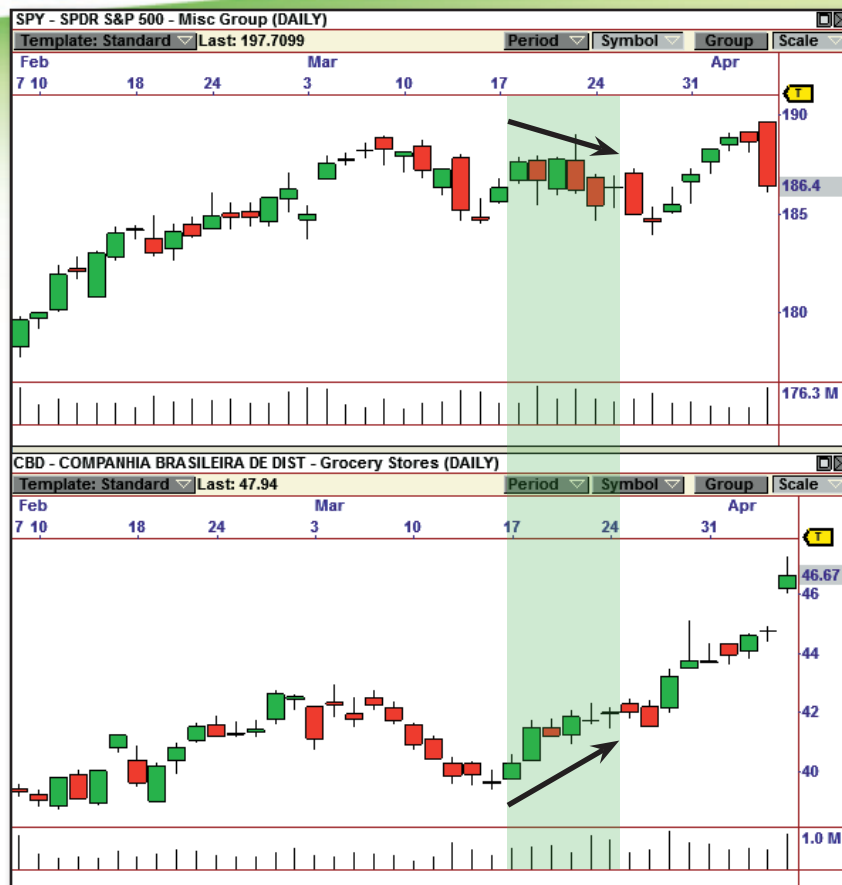
The most powerful indication that a stock or ETF is being “accumulated” is whether or not its movement is outpacing the market. To implement this, we created a NEW **Relative Momentum Transform** for VisualTrader.

Relative Momentum will show you, at any given point in time, where the dominant buying and selling is occurring in the market. From there we just need a good Entry Signal to fire new trades.

### Ingredient #3: Trading Signals Based on Pull-Backs and Breakouts

When the trend is solid and Relative Momentum tells us accumulation is underway, we want Signals to fire in the direction of the move as our primary action points.

For the Secret Sauce Plug-in, we created a special Pull-Back Strategy to identify reversals and a Key Breakouts Strategy to identify breakouts through recent highs. These new Strategies make the Secret Sauce even easier to use.



Relative Momentum. Movement of any stock or ETF relative to the general market can provide an indication that the stock is being accumulated. In this example on CBD, we saw strong Relative Momentum on March 17-24, leading to a 10% gain over the next two weeks.

### Ingredient #4: Personalized Training

In order to ensure the highest degree of customer success with VisualTrader 10.5, we implemented iVTS – our new Interactive VisualTrader Simulator. All upgrade owners can attend our regular iVTS sessions (see page 12).

#### Special Sessions for Secret Sauce Owners!

For owners of the Secret Sauce Plug-in, we are holding special sessions on how to apply the Secret Sauce in both End-of-Day and Real Time trading. In these sessions, we will combine the Secret Sauce with other features in VisualTrader for the best possible trade confirmation.

# Now Available for **VisualTrader 10.5**

## Just Add Market

The Secret Sauce is the simplest, most effective method for trading that we have ever devised!

VisualTrader's Map and List bring the best candidates to the top, and VT's many additional tools can be used to further qualify the candidates and trade the opportunities.

The Secret Sauce enhances VisualTrader by showing where the real strength in the market is. It's simply uncanny how often a group takes off when many Stocks in the group show a strong Transform and Signal, as shown in this example for ALK.



## What's in The Secret Sauce:

### Two New Transforms

- **Relative Momentum** – A simple Transform that can be used effectively to find short term trading opportunities.
- **Developed Trend with Relative Momentum** – A more sophisticated Transform that shows both Primary Trend and Relative Momentum.

### Two New Strategies

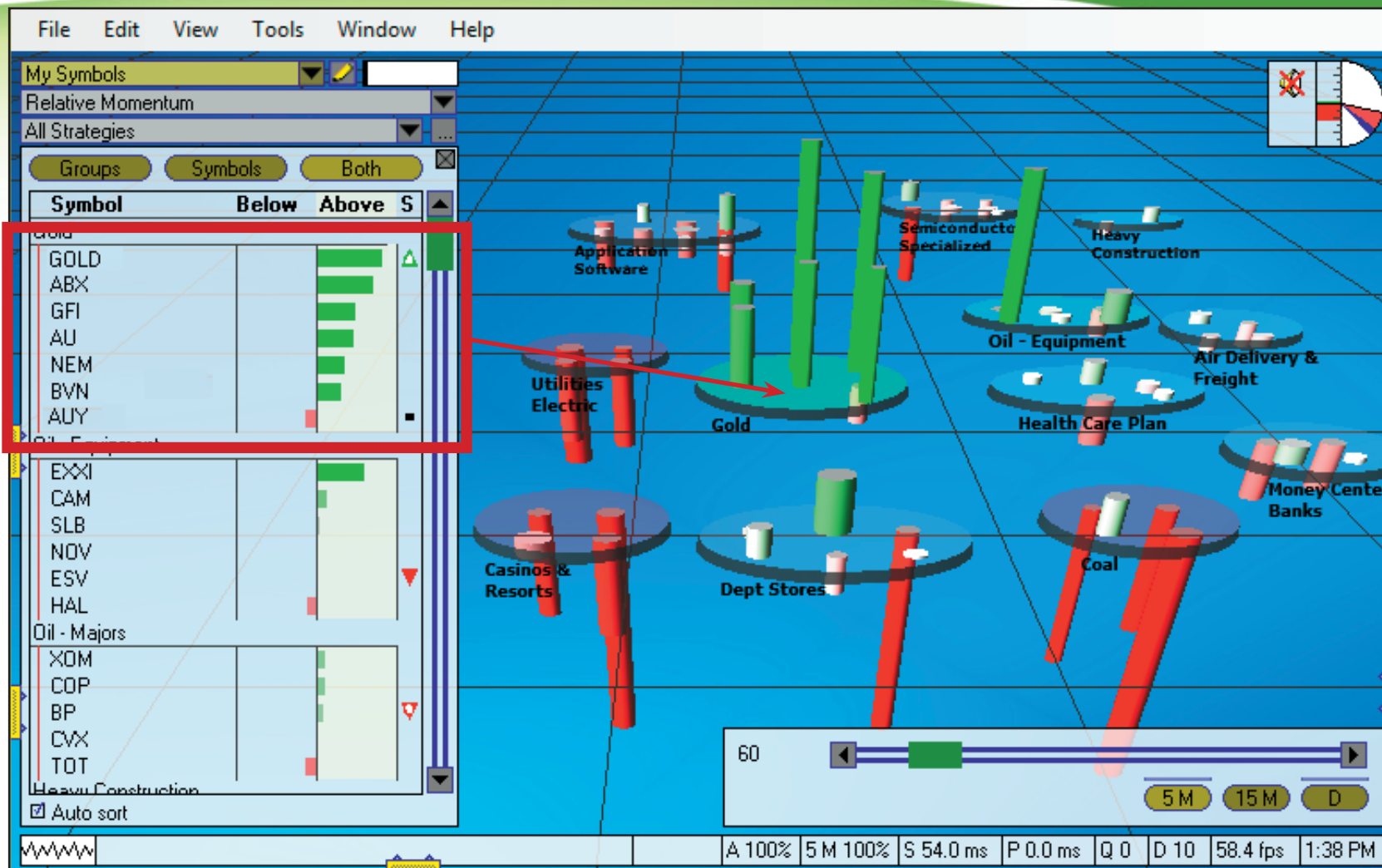
- **Pull-Back Strategy** – Designed to be used in conjunction with either Transform, fires on solid Reversion to Mean setups.
- **Key Breakouts Strategy** – Evaluates the recent bars to determine whether a solid breakout is occurring.

### Training on How to Trade with the Secret Sauce

- Community-based training in the **Interactive VisualTrader Simulator** on how to use the Plug-in for both End-of-Day and Real Time trading. Also included is *Trading with the Secret Sauce* – a seminar on CD.



# Works Great in End-of-Day and Real Time



## One simple approach to the market that works in ANY timeframe!

One of our goals with the Secret Sauce Plug-in (SSP) was to find a trading approach that would apply to both Real Time and End-of-Day traders alike. The previous examples in this mailer highlight how the Secret Sauce excels at finding the best EOD trading candidates. But the power of SSP is easy to see in Real Time too!

The example above and to the right shows how a single stock was identified as the symbol with the greatest move potential. The above example shows what the Gold Group looked like on July 11. The leading stock, GOLD has a SSP Strategy signal and it is outperforming the market. It's easy to see that other stocks in the group are also strong – confirming that the Gold Group is also leading the market. VisualTrader 10.5, powered by the Secret Sauce, makes it easy to find trades with outstanding profit potential like these.



# What's New in VisualTrader 10.5

**You spoke and we listened!** VisualTrader 10.5 is chock full of the features that you have been asking for, making this the biggest upgrade in VisualTrader history. Here's just a few VT 10.5 highlights. Learn even more about what makes this version of VT special on the next page.

Symbol	Below	Above	S	PD	Trend	POS
WLT						100
CP						100
MSFT						100
C						61.133
JPM						63.161
CVLT						24.996
AET						100
CI						100
CF						68.456
HUN						100

The new Position column in VT 10.5 makes easy to track your open positions. And the new Indicator Column lets you sort your VT List on any indicator value that you like.

## NEW Symbol Features

VT 10.5 makes it easier than ever to work with individual symbols on your map. Now you can quickly find a symbol by typing in the symbol you are looking for. You can also drag and drop a symbol from your portfolio directly to a chart or Watch List. You can even copy and paste symbols from one group to the other.

## New List Columns

VT 10.5 now includes the ability to add an indicator column to your Opportunity List. This gives you the ability to sort your list by any indicator you like and see a symbol's indicator value relative to other symbols. You can also add the Position Column to easily see which symbols you have an open position in.

## Advanced Analysis Settings

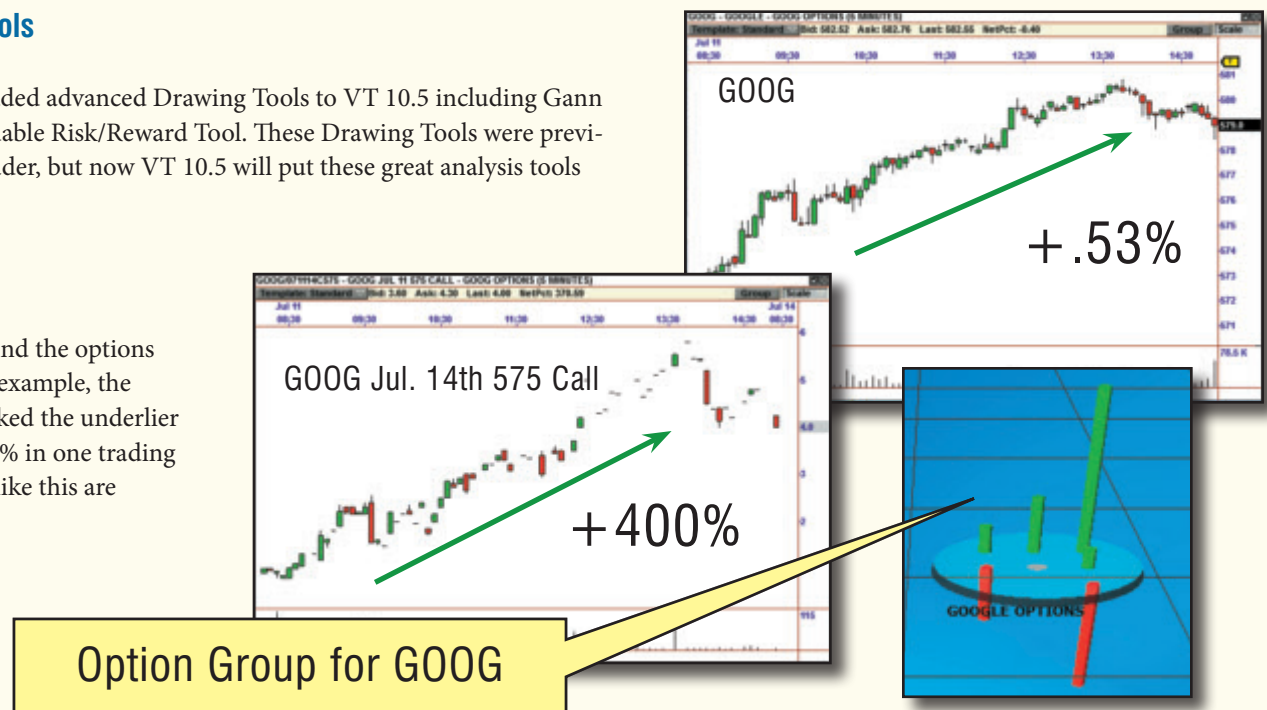
Now, in VT 10.5, you can use advanced features to get the timeliest analysis available. You can now have VT analyze your symbols 30 seconds before a bar is complete. If there is a potential signal on a symbol, that symbol is automatically analyzed first when the bar completes. This makes for faster execution ability and better trades!

## New Advanced Drawing Tools

By popular demand, we have added advanced Drawing Tools to VT 10.5 including Gann Fans, Arcs, Ellipses and the valuable Risk/Reward Tool. These Drawing Tools were previously only available in OmniTrader, but now VT 10.5 will put these great analysis tools right at your fingertips.

## Options Plates

Options Plates make it easy to find the options that are poised to move. In this example, the 575 Call for GOOG, which tracked the underlier perfectly, moved more than 500% in one trading session. Explosive option plays like this are easy to find in VT 10.5!



# VisualTrader 10.5

## A Host of Significant Improvements!

We surveyed our users to determine those features that would most help them in their use of VisualTrader. Each of these enhancements significantly improves ease of use.

### List Enhancements

We added a number of enhancements that make it even easier to manipulate symbols and lists in VisualTrader.

**Position Column** – See all your positions in the List without using the Accounts listing.

**Custom Indicator Columns** – Now you can add Custom Indicators to VisualTrader and see them in your List.

**Find Symbol** – Now you can instantly find any symbol in your List rather than searching for it.

**Copy/Paste between Groups** - Makes it easy to move symbols from one group to another.

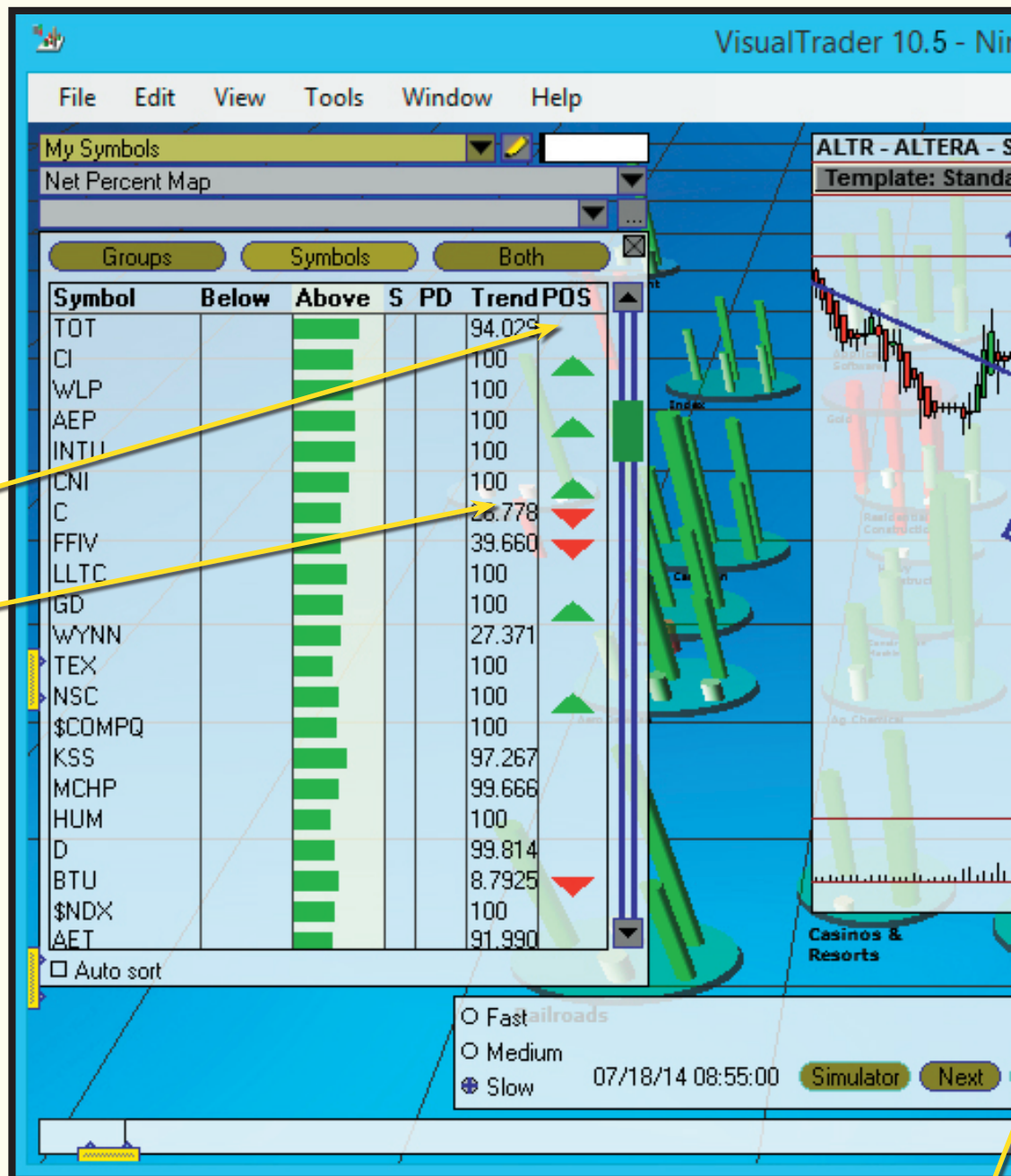
**Enhanced Drag/Drop Support** – You can now drag symbols from any place, including the Positions Window.

**Add Symbols** – Add symbols to the database with a simple command.

**OmniVest Support** - Access to OmniVest Account candidates - See the same signals and in-trade positions that are shown in your OmniVest accounts. You also get new columns; OmniVest Position, # of Shares, and OmniVest Strategy.

**Columns in Simulation** - Historical column values now update.

**Earnings Columns** - Next Earnings Date, Days to Earnings, and Consensus Estimate.



## NEW! Interactive VisualTrader Simulator

Learn directly from Nirvana staff and VT gurus in our exclusive Interactive Training Sessions. We have enhanced VisualTrader's Simulator so users can come online with us to practice specific approaches to using the software or use any of the tools in VisualTrader to engage the market. This is a primary teaching tool we will use to bring our users up to speed on the best ways to make money with the VisualTrader. See pages 12-13.



# ‘This program has more firepower than we’ve added to any Upgrade EVER!’ – Ed Downs



## Chart Enhancements

**Heikin Ashi Charts Added** – This chart type, introduced in OmniTrader 2014, provides the clearest indication of trend available. The Ichimoku Cloud Module is also supported.

**Earnings Dates in the Charts** – Now you will know if a stock you are about to trade has earnings coming up. Days to an Earnings Report is listed right in the chart.

**Drawing Tools** – We’ve added many new drawing tools, including:


- Reward:Risk
- Andrew’s Pitchfork
- Cycle Lines
- Fibonacci Arcs
- Gann Fan
- Raff Regression
- Tirone Levels
- Arc
- Arrow
- Ellipse
- Parallel Lines
- Rectangle
- Vertical Line

## Options Enhancements

**Options Plates** – With a few clicks, create an “Options Group” on any symbol. This enables VisualTrader to display an Options chart for each one, including the underlying chart. This makes it easier to see movement relative to the underlier.

Options chart data is saved to the database so the charts are available after you close VisualTrader.

**General Improvements** - Sector manipulation has been dramatically improved in several ways.



# EVERY FEATURE IN VISUALTRADER IS DESIGNED TO MAKE MONEY!



While VisualTrader was incredibly unique right from its initial release, it has evolved over the years into the most powerful trading platform on the planet! Thanks to our VT users' requests and insights, we have added features, year after year, that continually take VisualTrader to the next level of trading excellence...and ALL are included in VisualTrader 10.5!

## VisualTrader 4

Among the many enhancements we made to VT 4, we added the ability for users to create their own custom measurements. This means that you can turn any idea you might have into a visual aspect of the VT Map!

### PLUS

- Futures and Forex Support
  - Trade Plan Support
  - Playback Functionality



## VisualTrader 5

For VisualTrader 5, we added various features to help users see even MORE of the market including multiple monitor support. Now you can place your VT Maps on one monitor and charts on another monitor. This improvement made it easier than ever to track open positions, index movement, and other market dynamics that are hidden to other traders.

### PLUS

- Alerts on Signals and Chart Patterns
- Group Consensus Signals
- OmniLanguage Support
- Speed Improvements

## VisualTrader 7

VisualTrader 7 included a multitude of powerful features, but the star of the show was undoubtedly the Multiple Timeframe Analysis feature. Now you can see the VT Transforms on various timeframes to help you trade in the direction of the primary trend!

### PLUS

- Opportunity List Auto Sorting
  - Multiple VT Windows
- Full OmniTrader Compatibility

		60 Min - BULLISH	Daily - Neutral	Weekly - U	
		Groups	Symbols	Both	
Symbol	Below	Above 60 M	D	W	S
Mach Tools					
KDN					
ROLL					
KMT					
TKR					
SC (Integ)					
DIOD					
PMCS					
SMTC					


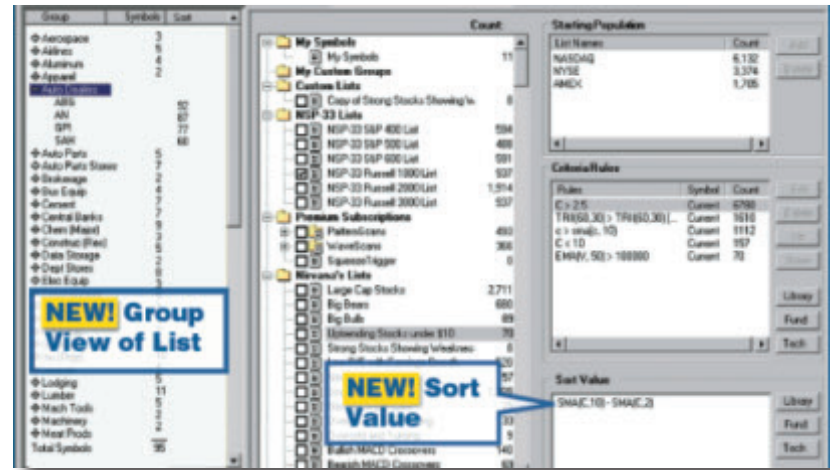
# CELEBRATING 10 YEARS OF USER DRIVEN IMPROVEMENTS!

## VisualTrader 8

While VisualTrader gives you a great view of the market with your VT Map, our users wanted the ability to get the hottest candidates from the WHOLE market. In VT 8, we added the full OmniScan functionality to populate your Map with the stocks that are poised to make big gains!

### PLUS

- Dynamic Optimization Analysis
- Dynamic Timeframe Confirmation
  - All Session View



## VisualTrader 9

VisualTrader 9 took a quantum leap forward with the introduction of the Trade Throttle. Now VT users had the ability to put on multiple trades instantly based on strategy signals or pattern events. This type of trading firepower eclipsed anything ever seen by traders before.

### PLUS

- Basket Trading Capability
- Non-Time Based Charts

## VisualTrader 10

For VisualTrader 10, we listened to our customers' requests to allow for more customization of VT's look and feel. Now you can use any of the supplied VT backgrounds or easily create your own! You can also change the shape of your Map components and even create audio alerts.

### PLUS

- Easy Sector Organization
- Dynamic Group Maps
  - New Audio Alerts



“What I like very much is that VisualTrader is improved every year and that Nirvana listens to what their customers like and want.” - M. Janssen

# The NEW Interactive VisualTrader Simulator...

## Let us show you how to Make Money with VisualTrader in our INTERACTIVE Sessions with other users!

The VisualTrader Simulator has always been a good tool to help users practice trading with the software. But with VT 10.5, we have reinvented how you can learn to make money with VT with the all new Interactive VisualTrader Simulator, or iVTS. Now you can learn directly from Nirvana staff and VT gurus in our interactive trading sessions. You can also run iVTS “games” of your own or join in on simulated games with other users. Here’s how it works:

1. An instructor starts a “Session” and gives it a name like Game01).
2. The instructor tells all participants the name. As they enter the name, the profile from the instructor’s VisualTrader is downloaded directly to all participants.
3. HOWEVER, the Symbol names are replaced by S1, S2, and so on so people aren’t influenced by knowing they are trading GOOG for example. The time scale is also obscured so people don’t know the date. This provides an unbiased trading environment which is perfect for learning.
4. Now, the instructor advances one bar at a time, and everyone sees the same data. The participants can use all the tools in VisualTrader to trade the market in accelerated time.
5. iVTS allows the instructor and users to discuss trading with VisualTrader on each bar. The interactive aspect allows for questions and insights from all attendees. You not only gain from the instructor’s knowledge, but from each other as well!

Nirvana Systems will be hosting various iVTS Training Sessions designed to teach you about specific money-making features in VisualTrader. We will also be hosting iVTS sessions on trading the **Special Sauce Plug-in** to get you up and running with this powerful approach to trading as quickly as possible.



“OK. Let’s move forward to the next bar in the market. Notice how all cylinders are showing bullish behavior and the index is breaking resistance. Anyone have something to add?”

# ...Taking Online Training to a Whole New Level.



## Your Learning Accelerates in each Session

We learn together as we engage the market in accelerated time. When the instructor signals the end of the game, all participants see their symbols change to the actual symbols they played, and how well they did in the account interface. A display shows the actual score for all participants who made a profit.

For those who did extremely well, we ask, “What techniques did you find most useful?” We also share specific tools in VisualTrader that created successful outcomes in the session and of course you learn how to use the tools in the process.

## Join us for iVTS Training Sessions!

As part of the VisualTrader 10.5 Upgrade, we are hosting multiple iVTS Training Sessions to help our users learn to use VisualTrader interactively with us.

In these sessions, we will demonstrate actual methods for using the software and then hold Interactive Games so students can practice the methods. We will also solicit methods used by successful VisualTrader veterans.

The sessions are structured into two parts – teaching and trading. In the teaching section, we cover one or two key tools in VisualTrader, and then practice together using the tool (along with the other tools in VT).

### iVTS Session Examples:

- Gain an Advantage with the Leading Indicator
- Identify Key Breakouts with Trend Line Alerts
- Boost Your Situational Awareness with Sound Alerts
- How to Identify the Best Group Rotations
- Using Multiple Timeframe Confirmation
- Money Management – Optimal Stop Placement
- When it Makes Sense to Switch Transforms

**iVTS Training Sessions are included FREE with your VisualTrader 10.5 Upgrade purchase!**

# VisualTrader owners are **making money trading** with this amazing program. **Now you can too!**

## What VisualTrader owners are saying.

**“VisualTrader makes it really easy to monitor a huge amount of securities** at any time and target the ones that are about to move.” – Daniel Bevan

**“VisualTrader has helped me tremendously** in visually locating the sectors where all the action is taking place. And then quickly drill down to specific stocks within these sectors that have the best patterns for profitable option trades. **VisualTrader lets me see the ebb and flow of the market.**” – Mike Sullivan

**“VisualTrader is my ONE critical tool.”** – Peter Brooks

“VT is the best for comparative relative momentum intraday.” – Edward Perry

“To me, trading has an element to it that is not easily reduced to a mathematical precision. When I traded on the CBOE floor, we referred to it as feeling a ‘tone change.’ VT is a far **more tangible way of seeing and feeling those changes in directions over multiple timeframes.**” – Barry Schragger

**“VisualTrader is like no other tool in the market today.** The ability to see the entire market by sector, by stock...all in real time...is invaluable.” – Jeff McClure

“Your products are a pleasure to use.” – Ryan Franklin

“VisualTrader just makes making money so easy. Nothing else gives such a reliable feel for market mood and direction. **It is unparalleled for making the complexity of the market simple to understand**—but does so without loss of control or sacrificing vital information. **For me it has been a license to print profit—year after year.**” – Peter Brooks

**“It is hard to imagine trading without VT.”** – Robert Birchfield

**“A picture is worth a thousand words and VisualTrader is worth thousands of dollars!”** – Christian Sheldon

**“VT is the most amazing tool for real time trading.** It really is a visualization of the market like no other...it’s fast and reliable.” – RT Trader

“VisualTrader is by far the best program I have come across for monitoring market movement and rotation. **I can’t imagine trading without it.**” – Rashid Siddiqui

“VisualTrader is **Hands Down The Most Powerful Program Ever Created**...visually helps maintain a Positive Cash Flow!” – Don Cole

**“VT is definitely the best tool available for seeing the whole market and how it is changing.** With that capability, it then goes on to give the best view of what groups are moving and what is best within that group.” – Gary Barber

“What I like very much is that VT is improved every year and that **Nirvana listens to what their customers like and want.**” – Manfred Janssen

“A fellow trader friend of mine came over to take a look at my copy of VT RT from a skeptic’s point of view. I loaded the NASDAQ 100 map. When all the data processing was done (about 20 seconds on my computer), it took less than 15 seconds before I entered a trade. It was a very weak market about to turn. **I clicked on the strongest group, looked at all the charts in that group, picked the strongest stock, and entered the trade directly from the chart. 30 minutes later, when the market lost its momentum, I closed the trade with a little above 3% profit (which is quite a few dollars, as I trade fairly big positions).** He was totally blown away, and is not a skeptic anymore.” – Thor Henrik Moen

# Unleash Your Maximum Profit Potential

## Order by August 15th and Save!



“For me, VisualTrader is the best tool for engaging the market on a daily basis. If you haven't upgraded in awhile, I urge you to take a close look at VisualTrader 10.5. You won't have to fly “solo”, because we are going to be in the cockpit right alongside you – using our exclusive, Interactive VisualTrader Simulator. We want ALL our VisualTrader users to make money in these markets!” – Ed Downs

**VisualTrader 10.5 Upgrade** Real Time..... **\$295** (Reg. \$395)  
**VisualTrader 10.5 Upgrade** End-of-Day..... **\$195** (Reg. \$295)

**Includes many valuable improvements!**

- **9 New List Features** – Makes it easier to manipulate symbols and lists in VT.
- **Powerful Chart Features** – Including Heikin Ashi charts and all our Drawing Tools.
- **NEW Interactive VisualTrader Simulator** – Includes FREE iVTS Sessions with our staff!

**Add the Secret Sauce for just \$249!** (Reg. \$495)

With two new Transforms, two new Strategies and special Interactive Training, the Secret Sauce is the simplest, most effective method for trading we have ever created, enabling you to take profits out of the market day after day. When combined with the special training we are providing, the value of this offer is unprecedented. The Secret Sauce ALSO comes with our unconditional Money Back Guarantee.



**100%  
Guarantee**

**Money Back Guarantee**

VisualTrader is backed by our unconditional Money Back Guarantee for 90 days from purchase.\*

**Upgrade to VisualTrader 10.5 Today!**  
Order Online: [www.visualtrader.com/VTupgrade](http://www.visualtrader.com/VTupgrade)  
Call: **1-800-880-0338**

**\*90-Day Money Back Guarantee.** If for any reason, you do not feel that VisualTrader is going to help you win in the markets, just return the software within 90 days of purchase for a 100% refund of your purchase price less shipping and handling. Texas residents add 8.25% sales tax.



7000 N. MoPac, Suite 425  
Austin, Texas 78731 USA  
Toll Free 1. 800. 880. 0338

[www.visualtrader.com](http://www.visualtrader.com)

PRESORTED  
FIRST CLASS MAIL  
U.S. POSTAGE  
**PAID**  
AUSTIN, TX  
PERMIT #1546

**VISUAL TRADER 10.5**

**Unleash Your  
Maximum Profit Potential!**

Introducing:  
***The Secret Sauce***  
First Ever VisualTrader  
Plug-in

100%  
MAX POTENTIAL

90%  
80%  
70%

6

The advertisement features a dark background with a green speedometer on the left side. The speedometer needle is pointing towards the 100% mark, which is labeled 'MAX POTENTIAL'. Above the speedometer, the text 'Unleash Your Maximum Profit Potential!' is written in yellow. To the right of the speedometer, the text 'Introducing: The Secret Sauce' is written in white, with 'The Secret Sauce' in a larger, italicized font. Below this, 'First Ever VisualTrader Plug-in' is written in yellow. In the top right corner of the advertisement, 'VISUAL TRADER 10.5' is written in a large, stylized font. The background also features a candlestick chart with green and red bars.

Order Online: [www.visualtrader.com/VUpgrade](http://www.visualtrader.com/VUpgrade)